

# Zwift Racing League 2023/24

## Round 1

### Team INOX

**ZWIFT RACING LEAGUE** | **WTRL**

2023/24 Season - ROUND 1  
TUESDAYS - SEPTEMBER 12TH to OCTOBER 17TH

Race 1	SCRATCH	Rolling Highlands	3 Laps / 32km
Race 2	POINTS	Makuri 40	1 Lap / 40km
Race 3	TTT	Roule Ma Poule	1 Lap / 27km
Race 4	SCRATCH	Tour of Tewitt Well	2 Laps / 22km
Race 5	POINTS	Temples and Towers	1 Lap / 33km
Race 6	TTT	Greatest London Flat	1 Lap / 31km



[www.WTRLracing](http://www.WTRLracing)



Division	Team
EMEAE West ♀♂	TEAM INOX ELITE
EMEAE West ♀♂	Team INOX DEV
EMEAE North ♀♂	Team INOX AAB
EMEAE Central ♀♂	Team INOX PRO
EMEAE Central ♀♂	TEAM INOX LOL

Division		Team	Event
EMEAE West	A Division 1	INOX ELITE	Martedì 19:45
EMEAE West	B Division 2	INOX DEV	Martedì 19:45
EMEAE Central	C Division 1	INOX PRO	Martedì 19:15
EMEAE North	C Division 1	INOX AAB	Martedì 19:30
EMEAE Central	D Division 1	INOX LOL	Martedì 19:15

# Race #1: Rolling Highlands

September 12, 2023 (Scratch Race)

Elite

#	TEAM	Riders	FAL	FTS	FIN	TOTAL	🕒	gap	AVG W	FTP Wkg	Avg Speed	Points
1	KALAS ESRT PB WAHOO BIRK	6	0	0	150	150	40:59.500		343	4.68	46.8	20
2	FUSION COLOQUICK ECT	5	0	0	127	127	40:58.486		339	4.50	46.91	19
3	GENERATION X OYSTERS	6	0	0	100	100	41:02.509	3.009	314	4.40	46.8	18
4	TEAM CLS ORANGE ARMY	6	0	0	96	96	41:08.216	8.716	301	4.28	46.66	17
5	#LOVETILES AZUL	6	0	0	96	89	41:07.101	7.601	320	4.11	46.76	16
6	HEXAGONE A - IV	6	0	0	89	89	42:11.552	1:12.052	281	4.09	45.58	15
7	BELGIAN ZWIFT RIDERS EAGLES 4	6	0	0	80	80	41:12.957	13.457	294	4.49	46.66	14
8	TEAM NL A // A2	6	0	0	76	76	41:07.540	8.040	300	4.36	46.73	13
9	FOUDRE VS	6	0	0	73	73	42:10.629	1:11.129	299	4.29	45.58	12
10	VIRIATVS	5	0	0	72	72	42:11.323	1:11.823	319	4.42	45.5	11
11	RAF LIGHTNINGS	5	0	0	59	57	42:13.590	1:14.090	295	4.30	45.5	10
12	MTC BARM CAKES	5	0	0	50	50	42:14.349	1:14.849	297	4.04	45.47	9
13	BOLLERWAGEN CREW	4	0	0	34	34	42:15.836	1:16.336	241	3.84	45.5	8
14	RTR EARLYBIRDZ	5	0	0	15	15	46:28.200	5:28.700	230	3.35	41.36	7
DNQ	BEVEGEM E-RACING TEAM CODE 10	2	0	0	22	22	42:11.585	1:13.099	278	3.78	45.58	0
DNQ	TEAM INOX ELITE CODE 10	1	0	0	20	20	42:01.761	1:03.275	317	5.30	45.65	0
1	A. Cerrí [INOX]	A+	0	0	20	20	42:01.761	1:03.275	317w	5.304Wkg		

Dev

#	TEAM	Riders	FAL	FTS	FIN	TOTAL	🕒	gap	AVG W	FTP Wkg	Avg Speed	Points
1	RAPHA_RCC B2	5	0	0	134	134	45:52.510		272	3.53	41.83	20
2	THE BREAKS GRUPETTO	6	0	0	116	116	45:53.161	0.651	261	3.70	41.9	19
3	TEAM INOX DEV	6	0	0	114	114	45:54.238	1.728	254	3.41	41.87	18
1	F. Pedersini	B	0	0	27	27	45:54.238	1.728	256w	3.626Wkg		
2	L. DEGRE	B	0	0	24	24	45:55.078	2.568	215w	3.320Wkg		
3	P. Spadaro	B	0	0	20	20	45:55.330	2.820	262w	3.388Wkg		
4	S. Bortolot	B	0	0	18	18	46:04.218	11.708	281w	3.292Wkg		
5	A. ERBA	B	0	0	13	13	48:20.449	2:27.939	215w	3.244Wkg		
6	M. Serino	B	0	0	12	12	54:07.145	8:14.635	200w	3.190Wkg		
4	SICC B TEAM	6	0	0	107	107	45:54.228	1.718	266	3.53	41.83	17
5	BELGIAN ZWIFT RIDERS LIONS 19	6	0	0	102	102	45:53.693	1.183	252	3.44	41.87	16
6	TEAM NL B // STEALTH	5	0	0	90	90	45:54.856	2.346	269	3.57	41.87	15
7	NEWBURY VELO TIGERS	6	0	0	82	82	46:03.135	10.625	270	3.66	41.65	14
8	PTZ RCOSTA	5	0	0	77	77	45:55.698	3.188	278	3.59	41.8	13
9	FFWD B	4	0	0	74	74	45:57.017	4.507	262	3.60	41.8	12
10	SRC RACE4CAKE	4	0	0	62	62	47:12.906	1:20.396	258	3.56	40.72	11
11	RMML	3	0	0	36	36	50:50.850	4:58.340	218	2.81	37.87	10

## Pro

#	TEAM	Riders	FAL	FTS	FIN	TOTAL	gap	AVG W	FTP Wkg	Avg Speed	Points	
1	AVC WHITEHORN	6	0	0	126	126	47:50.424		267	3.07	40.21	20
2	HISP CELTIBEROS	5	0	0	118	118	47:48.761		262	3.05	40.25	19
3	SZ VINGNER	6	0	0	115	115	47:53.077	2.653	264	3.02	40.07	18
4	TTI FREESTYLERS	6	0	0	105	105	47:50.452	0.028	237	3.08	40.21	17
5	ON THE RIVET WOUNDERS	6	0	0	104	104	47:53.307	2.883	266	3.04	40.18	16
6	HERD OF BUCKING BRONCOS	6	0	0	92	92	47:51.319	0.895	247	2.92	40.14	15
7	VELOS UNITED	6	0	0	92	92	47:51.681	1.257	245	2.95	40.18	14
8	HISP CARTAGINESES	5	0	0	84	84	47:50.852	0.428	220	2.97	40.1	13
9	CMC ORYX	6	0	0	76	76	47:54.651	4.227	262	3.07	40.1	12
10	TEAM INOX PRO	5	0	0	74	74	47:55.487	5.063	243	3.04	40.1	11
1	A. Brocchi	C	0	0	18	18	47:55.487	6.726	230w	3.244wkg		
2	F. Ravasi	C	0	0	17	17	48:46.814	58.053	244w	2.951wkg		
3	C. Tanghetti	C	0	0	15	15	48:51.402	1:02.641	244w	3.293wkg		
4	G. Fillousis	C	0	0	14	14	50:49.794	3:01.033	254w	2.662wkg		
5	D. Tania	D	0	0	10	10	56:36.143	8:47.382	140w	2.926wkg		
11	SCANNELLATORI SERIALI TEAM DISAGIO C	6	0	0	69	69	47:50.277		243	3.09	40.18	10

## Aab

#	TEAM	Riders	FAL	FTS	FIN	TOTAL	gap	AVG W	FTP Wkg	Avg Speed	Points	
1	E-CYCLING DENMARK C-TEAM GALTEN	6	0	0	115	115	47:39.153		264	3.18	40.32	20
2	WAHOO LE COL BADGERS	6	0	0	94	94	47:39.741	0.588	272	3.01	40.25	19
3	DOWN N DIRTY FALCONS	6	0	0	93	93	47:41.340	2.187	255	3.13	40.32	18
4	SUNRISE RACING TEAM C GOTHENBURG	5	0	0	92	92	47:39.468	0.315	254	3.21	40.36	17
5	BELGIAN ZWIFT RIDERS RHINOS 6	6	0	0	82	82	47:39.171	0.018	255	3.06	40.36	16
6	DZR - RED WHINERS	6	0	0	82	82	47:40.194	1.041	250	2.94	40.25	15
7	PWCC-1C	6	0	0	77	77	47:41.225	2.072	232	3.15	40.32	14
8	ABR RAIDERS	6	0	0	68	68	47:40.352	1.199	247	3.12	40.36	13
9	CMC JAGUARS	6	0	0	68	68	47:40.372	1.219	267	3.07	40.32	12
10	BMTR ZWIFT CLUB PANDAS	5	0	0	66	66	47:40.747	1.594	239	3.07	40.28	11
11	ON THE RIVET CRANKERS	6	0	0	66	66	47:41.673	2.520	229	3.24	40.32	10
12	DBR THUNDERSTORMS	6	0	0	65	65	47:41.130	1.977	247	3.06	40.32	9
13	EVO NEO	6	0	0	56	56	47:41.781	2.628	266	2.90	40.32	8
14	TEAM INOX AAB	6	0	0	44	44	47:41.100	1.947	241	3.02	40.28	7
1	M. Tedesco	C	0	0	20	20	47:41.100	1.947	241w	2.981wkg		
2	C. Gualano	C	0	0	11	11	48:09.039	29.886	237w	3.175wkg		
3	M. Amplatz	C	0	0	9	9	49:28.866	1:49.713	262w	2.815wkg		
4	N. Mancini	C	0	0	2	2	50:20.149	2:40.996	225w	3.128wkg		
5	M. Ottonelli	C	0	0	1	1	51:54.771	4:15.618	193w	2.786wkg		
6	C. Marcotto	C	0	0	1	1	56:45.539	9:06.386	183w	2.781wkg		
15	MTBTRAINING_MASTERS	6	0	0	36	36	47:44.464	5.311	250	2.80	40.18	6
16	TUGAZ ARRABIDA	6	0	0	28	28	47:50.298	11.145	231	2.94	40.18	5
17	DIRTY SEA CATS	4	0	0	23	23	47:43.527	4.374	216	2.87	40.28	4
18	TALENTFREI P/B BALDISO C1	6	0	0	12	12	49:57.038	2:17.885	236	2.79	38.48	3
19	BIEHLER SYNDICATE OPEN C2	3	0	0	30	30	47:45.851	6.698	246	3.01	40.25	2

Lol

#	TEAM	Riders	FAL	FTS	FIN	TOTAL	gap	AVG W	FTP Wkg	Avg Speed	Points	
1	WLBB-D UNDERDOGS	6	0	0	133	133	52:00.258		213	2.50	36.94	20
2	TBR HARDKNOCKS	6	0	0	129	129	51:58.054		226	2.36	36.9	19
3	TFC GHOST RIDERS	6	0	0	109	109	52:02.938	2.680	207	2.34	36.86	18
4	HERD OF CENTAURS	6	0	0	97	97	53:09.122	1:08.864	170	2.42	36.22	17
5	SZ FREJ	6	0	0	96	96	52:10.896	10.638	204	2.45	36.76	16
6	ARMY CYCLING - TEAM E	6	0	0	95	95	52:11.309	11.051	214	2.17	36.86	15
7	NTS' PROJECT SLOTH	6	0	0	91	91	51:57.001		198	2.43	36.94	14
8	HISP VANDALOS TEAM	6	0	0	81	81	53:56.329	1:56.071	177	2.25	35.68	13
9	SWEDISH ZWIFT RACERS D2	6	0	0	81	81	54:21.985	2:21.727	185	2.19	35.39	12
10	TEAM INOX LOL	6	0	0	80	80	52:13.585	13.327	199	2.33	36.83	11
1	 C. Gabrieli		0	0	20	20	52:13.585	16.584	228w	2.204wkg		
2	 M. Firmani		0	0	18	18	53:45.131	1:48.130	200w	2.506wkg		
3	 M. Leti handbike		0	0	16	16	56:08.290	4:11.289	190w	2.483wkg		
4	 L. Tresoldi		0	0	14	14	57:36.266	5:39.265	179w	2.120wkg		
5	 R. Santoni		0	0	12	12	1h00:20.154	8:23.153	148w	2.014wkg		
6	 A. Gabrieli		0	0	0	0	30:22.000	0.000	134w	nullwkg		
11	ZWDL D-LUXE	6	0	0	74	74	53:42.072	1:41.814	173	2.14	35.82	10
12	SCANNELLATORI SERIALI DINAMO LOSCA	3	0	0	31	31	56:34.293	4:34.035	148	1.97	34.02	9

# Race #2: Makuri 40

September 19, 2023 (Points Race)

Elite

#	TEAM	Riders	FAL	FTS	FIN	TOTAL	gap	AVG W	FTP Wkg	Avg Speed	Points	
1	KALAS ESRT PB WAHOO BIRK	6	70	176	132	378	53:03.550		325	4.31	45.58	20
2	FUSION COLOQUICK ECT	6	80	127	100	307	53:00.475		310	4.15	45.58	19
3	#LOVETILES AZUL	6	34	11	88	133	53:04.146	0.596	315	4.11	45.58	18
4	VIRIATVS	6	17	10	104	131	53:03.892	0.342	324	4.48	45.58	17
5	TEAM NL A // A2	6	14	0	91	105	53:09.443	5.893	309	4.37	45.47	16
6	TEAM INOX ELITE	5	17	0	85	102	52:56.327		346	5.01	45.65	15
1	C. Ruiz	A+	5	0	40	45	52:56.327	0.000	398w	5.138wkg		
2	A. Castrillón	A+	12	0	29	41	53:03.602	7.275	330w	4.991wkg		
3	A. Cerrí [INOX]	A+	0	0	16	16	56:21.864	3:25.537	283w	4.893wkg		
4	F. Clisko	A+	0	0	0	0	33:34.000	0.000	371w	nullwkg		
5	G. Nucera	A+	0	0	0	0	3:20.000	0.000	130w	nullwkg		
7	TEAM CLS ORANGE ARMY	5	17	11	72	100	53:04.287	0.737	295	4.15	45.5	14
8	BELGIAN ZWIFT RIDERS EAGLES 4	6	0	8	88	96	54:02.267	58.717	302	4.56	44.68	13
9	FOUDRE VS	6	7	10	79	96	54:02.014	58.464	273	4.10	44.68	12
10	GENERATION X OYSTERS	5	19	2	74	95	53:09.163	5.613	276	4.24	45.43	11
11	HEXAGONE A - IV	5	0	5	59	64	54:02.539	58.989	263	4.13	44.68	10
12	MTC BARM CAKES	4	0	4	45	49	54:07.219	1:03.669	278	4.03	44.64	9
13	RTR EARLYBIRDZ	5	0	0	46	46	57:46.872	4:43.322	265	3.58	41.87	8
14	BOLLERWAGEN CREW	4	0	1	39	40	54:04.788	1:01.238	273	4.00	44.71	7
15	RAF LIGHTNINGS	3	0	0	44	37	54:04.567	1:01.017	286	4.05	44.71	6

Dev

#	TEAM	Riders	FAL	FTS	FIN	TOTAL	gap	AVG W	FTP Wkg	Avg Speed	Points	
1	RAPHA_RCC B2	4	87	149	108	344	1h00:45.126		249	3.23	39.78	20
2	TEAM INOX DEV	6	51	63	113	217	1h00:45.588	0.462	233	3.27	39.78	19
1	L. Buso	B	37	22	30	89	1h00:45.588	0.462	249w	3.417wkg		
2	P. Spadaro	B	9	15	27	51	1h00:47.307	2.181	235w	3.145wkg		
3	F. Pedersini	B	5	14	24	43	1h00:48.173	3.047	237w	3.318wkg		
4	A. ERBA	B	0	0	16	16	1h02:46.338	2:01.212	210w	3.200wkg		
5	S. Bortolot	B	0	2	16	18	1h02:52.188	2:07.062	260w	2.994wkg		
6	L. DEGRE	B	0	10	0	0	22:51.000	0.000	167w	nullwkg		
3	PTZ RCOSTA	6	29	23	110	162	1h00:46.046	0.920	237	3.33	39.78	18
4	THE BREAKS GRUPETTO	6	28	19	100	147	1h00:50.993	5.867	250	3.56	39.74	17
5	NEWBURY VELO TIGERS	4	29	45	69	143	1h00:49.253	4.127	236	3.27	39.78	16
6	TEAM NL B // STEALTH	4	23	37	74	128	1h00:45.619	0.493	233	2.97	39.82	15
7	BELGIAN ZWIFT RIDERS LIONS 19	6	7	12	104	123	1h00:47.696	2.570	234	3.23	39.78	14
8	FFWD B	4	17	16	87	120	1h00:47.630	2.504	244	3.31	39.78	13
9	SICC B TEAM	6	0	0	103	103	1h00:48.706	3.580	245	3.25	39.74	12
10	RMML	5	0	0	75	68	1h00:57.108	11.982	234	2.99	39.64	11
DNQ	BALLERN	CODE 10	1	4	1	16	1h02:46.970	2:01.844	233	3.18	38.45	0






## Pro

#	TEAM	Riders	FAL	FTS	FIN	TOTAL	🕒	gap	AVG W	FTP Wkg	Avg Speed	Points
1	AVC WHITEHORN	6	63	75	150	288	1h02:38.201		252	3.01	38.59	20
2	SZ VINGNER	6	41	71	107	219	1h02:44.305	6.104	244	2.87	38.48	19
3	HISP CELTIBEROS	6	60	32	117	209	1h02:38.475	0.274	245	2.94	38.56	18
4	ON THE RIVET WOUNDERS	6	33	50	121	204	1h02:40.582	2.381	259	2.96	38.56	17
5	CMC ORYX	6	16	50	100	166	1h02:44.592	6.391	249	2.93	38.56	16
6	HERD OF BUCKING BRONCOS	6	22	24	115	161	1h02:38.236	0.035	244	2.88	38.56	15
7	TEAM INOX PRO	6	10	44	82	136	1h05:58.007	3:19.806	201	2.77	36.65	14
1	C. Pisacane	C	4	15	16	35	1h05:58.007	3:19.806	200w	2.763Wkg		
2	A. Nisini	C	0	0	15	15	1h06:00.558	3:22.357	179w	2.465Wkg		
3	C. Tanghe	C	6	7	15	28	1h06:49.802	4:11.601	224w	3.040Wkg		
4	A. Brocchi	C	0	0	14	14	1h07:20.752	4:42.551	201w	2.824Wkg		
5	G. Donetti	C	0	15	13	28	1h08:53.746	6:15.545	214w	2.991Wkg		
6	G. Fillousis	C	0	7	9	16	1h15:45.364	13:07.163	207w	2.361Wkg		
8	SCANNELLATORI SERIALI TEAM DISAGIO C	6	13	1	93	102	1h02:42.956	4.755	226	2.88	38.52	13
9	TTI FREESTYLERS	6	14	12	67	85	1h02:57.331	19.130	207	2.77	38.41	12
10	VELOS UNITED	6	3	6	73	82	1h05:08.878	2:30.677	232	2.87	37.12	11
11	HISP CARTAGINESES	4	0	0	56	56	1h02:42.662	4.461	192	2.64	38.52	10

## Aab

#	TEAM	Riders	FAL	FTS	FIN	TOTAL	🕒	gap	AVG W	FTP Wkg	Avg Speed	Points
1	SUNRISE RACING TEAM C GOTHENBURG	6	64	48	126	238	1h01:47.889		247	3.08	39.13	20
2	BMTR ZWIFT CLUB PANDAS	6	39	42	104	185	1h01:49.800	1.911	184	3.17	39.06	19
3	WAHOO LE COL BADGERS	5	8	61	99	168	1h01:47.915	0.026	255	2.80	39.1	18
4	E-CYCLING DENMARK C-TEAM GALTEN	6	12	30	105	147	1h01:49.507	1.618	254	3.03	39.06	17
5	DOWN N DIRTY FALCONS	6	33	3	104	140	1h01:48.710	0.821	230	3.04	39.1	16
6	PWCC-1C	5	15	53	62	130	1h01:57.584	9.695	219	2.96	39.02	15
7	DZR - RED WHINERS	6	22	42	55	119	1h01:53.065	5.776	236	2.96	39.02	14
8	EVO NEO	6	9	51	40	100	1h02:02.365	14.476	261	2.73	38.95	13
9	DBR THUNDERSTORMS	6	13	8	75	96	1h01:52.274	4.385	231	2.90	39.1	12
10	BELGIAN ZWIFT RIDERS RHINOS 6	6	19	5	54	78	1h01:51.225	3.336	240	2.94	39.1	11
11	TEAM INOX AAB	6	13	0	57	70	1h02:04.160	16.271	226	2.98	38.92	10
1	L. Centioni	C	13	0	17	30	1h02:04.160	16.271	236w	3.081Wkg		
2	C. Gualano	C	0	0	13	13	1h05:02.980	3:15.091	216w	2.950Wkg		
3	N. Mancini	C	0	0	11	11	1h05:08.706	3:20.817	220w	3.154Wkg		
4	F. Ravasi	C	0	0	9	9	1h05:39.680	3:51.791	230w	2.744Wkg		
5	M. Amplatz	C	0	0	6	6	1h06:02.135	4:14.246	245w	2.543Wkg		
6	M. Vanoni	C	0	0	1	1	1h10:40.929	8:53.040	207w	2.791Wkg		
12	TALENTFREI P/B BALDISO C1	6	13	3	52	68	1h03:57.088	2:09.199	231	2.77	37.8	9
13	ON THE RIVET CRANKERS	5	0	3	56	59	1h02:01.636	13.747	217	2.99	38.95	8
14	BIEHLER SYNDICATE OPEN C2	6	0	6	52	58	1h01:49.536	1.647	242	3.04	39.1	7
15	CMC JAGUARS	6	0	0	56	56	1h02:18.950	31.061	254	2.85	38.77	6
16	MTBTRAINING_MASTERS	6	0	0	44	44	1h01:59.286	11.397	224	2.94	38.99	5
17	ABR RAIDERS	5	15	10	41	41	1h03:45.564	1:57.675	210	3.03	37.94	4
18	DIRTY SEA CATS	5	0	0	9	9	1h05:59.628	4:11.739	180	2.54	36.65	3

Lol

#	TEAM	Riders	FAL	FTS	FIN	TOTAL	gap	AVG W	FTP Wkg	Avg Speed	Points	
1	WLBB-D UNDERDOGS	4	98	95	123	316	45:58.036		196	2.46	36.11	20
2	TBR HARDKNOCKS	6	60	43	120	223	46:16.755	18.719	223	2.26	35.89	19
3	HERD OF CENTAURS	6	22	36	102	160	46:10.831	12.795	154	2.28	35.96	18
4	NTS <sup>3</sup> PROJECT SLOTH	5	27	43	88	158	46:11.206	13.170	198	2.18	35.96	17
5	TEAM INOX LOL	6	13	27	105	145	46:11.927	13.891	195	2.45	35.93	16
1	 C. Gabrieli	0	13	27	26	66	46:11.927	13.891	241w	2.404wkg		
2	 M. Firmani	0	0	0	19	19	47:30.371	1:32.335	193w	2.453wkg		
3	 R. Sambo	0	0	0	17	17	48:52.127	2:54.091	212w	2.307wkg		
4	 D. Tania	0	0	0	16	16	49:40.855	3:42.819	135w	2.622wkg		
5	 M. Leti handbike	0	0	0	14	14	51:48.364	5:50.328	182w	2.495wkg		
6	 R. Santoni	0	0	0	13	13	53:56.820	7:58.784	149w	1.976wkg		
6	SWEDISH ZWIFT RACERS D2	6	17	2	96	115	46:27.005	28.969	199	2.24	35.75	15
7	TFC GHOST RIDERS	6	1	4	104	109	46:20.554	22.518	203	2.19	35.82	14
8	ZWDL D-LUXE	5	19	6	73	98	48:05.908	2:07.872	161	2.30	34.52	13
9	SZ FREJ	5	8	17	62	87	46:56.484	58.448	187	2.07	35.39	12
10	HISP VANDALOS TEAM	4	6	2	77	85	46:10.948	12.912	179	2.28	35.96	11
11	SCANNELLATORI SERIALI DINAMO LOSCA	4	0	0	41	41	48:33.757	2:35.721	135	2.03	34.2	10
12	ARMY CYCLING - TEAM E	3	4	17	45	66	46:27.898	29.862	210	1.92	35.75	9



# Race #3: Roule Ma Poule

September 26, 2023 (TTT)

Elite

#	TEAM	Riders	S1	S2	S3	🕒	gap	AVG W	FTP Wkg	Avg Speed	Points
1	FUSION COLOQUICK ECT	6	08:00	15:22	25:07	34:38.445		356	4.60	45.32	20
2	KALAS ESRT PB WAHOO BIRK	6	08:05	15:23	25:19	35:08.045	29.600	350	4.80	44.53	19
3	VIRIATVS	5	08:20	15:46	25:48	35:53.934	1:15.489	342	4.62	43.74	18
4	BELGIAN ZWIFT RIDERS EAGLES 4	6	08:21	16:03	26:11	35:57.536	1:19.091	326	4.92	43.63	17
5	#LOVETILES AZUL	6	08:27	15:57	26:00	36:05.407	1:26.962	341	4.43	43.52	16
6	TEAM NL A // A2	6	08:24	16:03	26:11	36:17.854	1:39.409	319	4.49	43.2	15
7	TEAM CLS ORANGE ARMY	6	08:23	16:08	26:26	36:41.395	2:02.950	305	4.18	42.8	14
8	FOUDRE VS	6	08:31	16:16	26:43	36:49.719	2:11.274	303	4.40	42.59	13
9	GENERATION X OYSTERS	6	08:51	16:52	27:23	38:02.700	3:24.255	291	4.14	41.18	12
10	RAF LIGHTNINGS	4	08:56	16:50	27:20	38:20.585	3:42.140	298	4.16	40.97	11
11	BOLLERWAGEN CREW	6	08:57	16:59	27:30	38:36.991	3:58.546	272	3.88	40.64	10
12	RTR EARLYBIRDZ	4	09:38	17:53	28:41	39:39.548	5:01.103	291	3.85	39.6	9
13	BEVEGEM E-RACING TEAM	4	10:31	19:07	30:23	42:41.536	8:03.091	264	3.47	36.76	8
14	TEAM INOX ELITE	5	09:18	18:44	29:23	45:07.226	10:28.781	279	4.32	34.81	7
1	F. Cisko	A+				39:26.915	4:50.029	343w	4.726Wkg		
2	G. Nucera	A				39:27.067	4:50.181	293w	4.397Wkg		
3	S. Tartaglia	A				39:43.089	5:06.203	255w	4.541Wkg		
4	S. Johnston	A				45:07.226	10:30.340	224w	3.622Wkg		
5	C. Ruiz	A+				45:11.724	10:34.838	297w	4.250Wkg		
DNQ	MTC BARM CAKES	3	DNF	DNF	DNF			289	4.22	0	0

Dev

#	TEAM	Riders	S1	S2	S3	🕒	gap	AVG W	FTP Wkg	Avg Speed	Points
1	THE BREAKS GRUPETTO	6	09:22	17:34	28:17	39:13.608		264	3.84	39.92	20
2	RAPHA_RCC B2	4	09:26	17:35	28:31	39:45.695	32.087	286	3.71	39.46	19
3	FFWD B	6	09:14	17:37	28:35	40:13.913	1:00.305	275	3.81	39.02	18
4	PTZ RCOSTA	6	09:29	17:43	28:47	40:29.043	1:15.435	265	3.57	38.77	17
5	TEAM INOX DEV	6	09:23	17:51	29:01	40:29.169	1:15.561	272	3.67	38.81	16
1	L. Buso	B				40:20.454	1:08.885	281w	3.774Wkg		
2	F. Pedersini	B				40:23.099	1:11.530	263w	3.546Wkg		
3	R. Crescini	B				40:25.444	1:13.875	270w	3.705Wkg		
4	P. Spadaro	B				40:29.169	1:17.600	274w	3.659Wkg		
5	C. Tuzzi	B				44:26.287	5:14.718	249w	2.974Wkg		
6	A. ERBA	B				44:26.315	5:14.746	219w	3.529Wkg		
6	SICC B TEAM	6	09:49	18:19	29:42	41:11.067	1:57.459	277	3.59	38.12	15
7	BELGIAN ZWIFT RIDERS LIONS 19	5	09:55	18:16	29:57	42:18.752	3:05.144	272	3.47	37.08	14
8	TEAM NL B // STEALTH	4	09:58	18:41	30:21	42:59.697	3:46.089	258	3.31	36.5	13
9	RMML	6	10:42	19:45	31:33	44:40.794	5:27.186	243	2.96	35.14	12
DNQ	NEWBURY VELO TIGERS	3	DNF	DNF	DNF			258	3.61	0	0

# Pro

#	TEAM	Riders	S1	S2	S3	🔥	gap	AVG W	FTP Wkg	Avg Speed	Points
1	AVC WHITEHORN	6	09:55	18:28	29:40		41:54.481	276	3.15	37.48	20
2	HISP CELTIBEROS	6	10:02	18:28	29:46		42:01.198 6.717	275	3.17	37.33	19
3	SCANNELLATORI SERIALI TEAM DISAGIO C	6	10:10	18:55	30:17		42:29.805 35.324	283	3.12	36.97	18
4	SZ VINGNER	6	10:04	18:46	30:07		42:39.531 45.050	256	3.09	36.79	17
5	TEAM INOX PRO	6	10:03	18:58	30:47		43:07.772 1:13.291	240	3.12	36.4	16
1	D. La Porta	🕒					42:56.987 1:07.258	247w	3.121Wkg		
2	C. Tanghetti	🕒					42:58.143 1:08.414	246w	3.179Wkg		
3	G. Donetti	🕒					42:58.196 1:08.467	243w	3.158Wkg		
4	A. Brocchi	🕒					43:07.772 1:18.043	223w	3.022Wkg		
5	C. Scavo	🕒					43:25.453 1:35.724	212w	3.281Wkg		
6	C. Plisacane	🕒					44:20.412 2:30.683	222w	2.938Wkg		
6	CMC ORYX	6	10:20	19:04	30:49		43:24.960 1:30.479	268	3.12	36.18	15
7	HERD OF BUCKING BRONCOS	6	10:27	19:08	31:04		43:44.753 1:50.272	254	2.97	35.89	14
8	ON THE RIVET WOUNDERS	6	10:28	19:12	30:54		44:04.956 2:10.475	245	3.14	35.64	13
9	TTI FREESTYLERS	6	11:09	20:10	31:56		45:11.345 3:16.864	229	2.71	34.74	12
10	VELOS UNITED	6	11:09	20:07	31:57		45:18.976 3:24.495	244	2.88	34.67	11
11	HISP CARTAGINESES	5	11:20	21:06	33:31		48:50.204 6:55.723	187	2.53	32.08	10

# Aab

#	TEAM	Riders	S1	S2	S3	🔥	gap	AVG W	FTP Wkg	Avg Speed	Points
1	WAHOO LE COL BADGERS	6	10:09	18:41	29:56		41:48.878	278	3.20	37.55	10
2	DZR - RED WHINERS	6	09:54	18:34	30:04		41:57.584 8.706	264	3.18	37.4	19
3	E-CYCLING DENMARK C-TEAM GALTEN	6	10:07	18:54	30:26		42:14.658 25.780	269	3.16	37.12	18
4	ABR RAIDERS	6	10:01	18:44	30:20		42:50.476 1:01.598	241	3.16	36.65	17
5	DOWN N DIRTY FALCONS	6	10:38	19:19	30:49		42:53.356 1:04.478	236	3.02	36.54	16
6	CMC JAGUARS	5	10:16	19:05	30:36		42:59.075 1:10.197	261	2.98	36.5	15
7	DBR THUNDERSTORMS	6	10:08	18:44	30:18		43:04.852 1:15.974	244	3.11	36.43	14
8	TALENTFREI P/B BALDISO C1	6	10:13	18:57	30:20		43:15.219 1:26.341	258	2.90	36.32	13
9	ON THE RIVET CRANKERS	6	10:07	19:05	30:45		43:21.804 1:32.926	204	3.22	36.22	12
10	BELGIAN ZWIFT RIDERS RHINOS 6	6	09:50	18:36	30:17		43:25.030 1:36.152	260	3.20	36.14	11
11	SUNRISE RACING TEAM C GOTHENBURG	5	10:13	19:20	31:08		43:36.134 1:47.256	252	3.03	35.93	10
12	BMTR ZWIFT CLUB PANDAS	6	10:50	19:30	30:58		43:43.926 1:55.048	199	3.05	35.89	9
13	TUGAZ ARRABIDA	6	10:37	19:35	31:19		44:15.420 2:26.542	228	2.90	35.46	8
14	PWCC-1C	6	10:51	20:09	32:11		44:24.179 2:35.301	219	3.10	35.39	7
15	MTBTRAINING_MASTERS	6	10:33	19:37	31:38		44:42.544 2:53.666	235	3.05	35.1	6
16	TEAM INOX AAB	5	10:30	19:35	31:46		45:06.471 3:17.593	230	2.90	34.81	5
1	S. Pierini	🕒					45:04.004 3:17.243	204w	2.716Wkg		
2	M. Vanoni	🕒					45:04.286 3:17.525	243w	3.028Wkg		
3	N. Mancini	🕒					45:05.093 3:18.332	225w	2.999Wkg		
4	F. Ravasi	🕒					45:06.471 3:19.710	249w	2.872Wkg		
5	M. Ottonelli	🕒					50:10.618 8:23.857	193w	2.837Wkg		
17	EVO NEO	5	11:32	20:44	32:37		45:37.815 3:48.937	219	2.75	34.42	4
18	BIEHLER SYNDICATE OPEN C2	5	11:15	20:43	33:26		46:10.094 4:21.216	238	2.97	34.02	3
19	DIRTY SEA CATS	6	11:37	20:27	32:29		46:15.862 4:26.984	237	2.65	33.95	2

Lol

#	TEAM	Riders	S1	S2	S3	gap	AVG W	FTP Wkg	Avg Speed	Points	
1	TBR HARDKNOCKS	6	DNF	DNF	DNF	47:58.070		230	2.35	32.65	20
2	TEAM INOX LOL	6	DNF	DNF	DNF	48:23.195	25.125	218	2.47	32.47	19
1	A. Gabrieli	0				48:20.894	29.373	198w	2.375Wkg		
2	G. Gabrieli	0				48:21.188	29.667	250w	2.451Wkg		
3	M. Firmani	0				48:22.727	31.206	210w	2.597Wkg		
4	R. Baroni	0				48:23.195	31.674	213w	2.438Wkg		
5	R. Sambo	0				49:44.021	1:52.500	222w	2.401Wkg		
6	D. Tania	0				51:41.841	3:50.320	143w	2.793Wkg		
3	SZ FREJ	5	DNF	DNF	DNF	49:21.643	1:23.573	216	2.29	31.82	18
4	NTS' PROJECT SLOTH	6	DNF	DNF	DNF	50:05.911	2:07.841	214	2.35	31.36	17
5	TFC GHOST RIDERS	6	DNF	DNF	DNF	50:17.092	2:19.022	205	2.30	31.25	16
6	WLBB-D UNDERDOGS	4	DNF	DNF	DNF	50:48.941	2:50.871	199	2.33	30.92	15
7	SWEDISH ZWIFT RACERS D2	6	DNF	DNF	DNF	51:06.184	3:08.114	214	2.14	30.74	14
8	HERD OF CENTAURS	6	DNF	DNF	DNF	52:22.005	4:23.935	165	2.30	30.02	13
9	ZWDL D-LUXE	5	DNF	DNF	DNF	52:42.334	4:44.264	161	2.14	29.81	12
10	ARMY CYCLING - TEAM E	5	DNF	DNF	DNF	52:51.600	4:53.530	221	2.12	29.74	11
11	SCANNELLATORI SERIALI DINAMO LOSCA	5	DNF	DNF	DNF	56:19.754	8:21.684	164	2.12	27.9	10
DNQ	HISP VANDALOS TEAM <small>CODE 10</small>	2	DNF	DNF	DNF			193	2.29	0	0

# Race #4: Tour of Tewit Well

October 3, 2023 (Scratch Race)

Elite

#	TEAM	Riders	FAL	FTS	FIN	TOTAL	gap	AVG W	FTP Wkg	Avg Speed	Points	
1	FUSION COLOQUICK ECT	5	0	0	152	152	29:27.303		315	4.07	44.06	20
2	KALAS ESRT PB WAHOO BIRK	6	0	0	118	118	29:28.471	1.168	331	4.35	44.06	19
3	TEAM NL A // A2	6	0	0	92	92	29:28.593	1.290	308	4.32	44.03	18
4	FOUDRE VS	6	0	0	89	89	29:28.781	1.478	320	4.30	44.03	17
5	HEXAGONE A - IV	5	0	0	84	84	29:28.621	1.318	279	4.26	44.03	16
6	BELGIAN ZWIFT RIDERS EAGLES 4	5	0	0	82	82	29:28.579	1.276	330	4.71	44.03	15
7	TEAM INOX ELITE	5	0	0	75	75	29:28.559	1.256	346	5.00	44.03	14
1	G. Nucera	A	0	0	25	25	29:28.559	1.256	296w	4.338wkg		
2	F. Cisko	A+	0	0	19	19	29:45.350	18.047	442w	5.242wkg		
3	A. Cerri [INOX]	A+	0	0	16	16	30:40.101	1:12.798	290w	4.782wkg		
4	A. Castrillón	A+	0	0	15	15	31:00.355	1:33.052	357w	5.630wkg		
5	G. Ruiz	A+	0	0	0	0	2:31.000	0.000	104w	nullwkg		
8	TEAM CLS ORANGE ARMY	5	0	0	74	74	30:10.250	42.947	284	4.37	43.02	13
9	#LOVETILES AZUL	5	0	0	68	68	29:28.617	1.314	321	4.09	44.03	12
10	VIRIATVS	6	0	0	66	66	29:28.549	1.246	317	4.34	44.03	11
11	GENERATION X OYSTERS	5	0	0	70	64	30:27.924	1:00.621	307	4.29	42.62	10
12	RTR EARLYBIRDZ	6	0	0	60	60	31:33.684	2:06.381	288	4.22	41.11	9
13	MTC BARM CAKES	4	0	0	42	42	30:27.801	1:00.498	284	4.17	42.62	8
14	BEVEGEM E-RACING TEAM	4	0	0	32	32	31:29.969	2:02.666	265	3.57	41.22	7
15	BOLLERWAGEN CREW	4	0	0	25	25	34:01.826	4:34.523	259	3.76	38.16	6
16	RAF LIGHTNINGS	3	0	0	37	37	30:32.322	1:05.019	294	4.23	42.52	5

Dev

#	TEAM	Riders	FAL	FTS	FIN	TOTAL	gap	AVG W	FTP Wkg	Avg Speed	Points	
1	FFWD B	6	0	0	137	137	33:08.544		257	3.54	39.17	20
2	TEAM INOX DEV	6	0	0	119	119	33:08.843	0.299	255	3.51	39.17	19
1	L. Buso	B	0	0	29	29	33:08.843	0.321	277w	3.693wkg		
2	F. Pedersini	B	0	0	24	24	33:09.647	1.125	246w	3.385wkg		
3	L. DEGRE	B	0	0	19	19	34:37.272	1:28.750	215w	3.246wkg		
4	C. Tanghetti	B	0	0	17	17	34:38.049	1:29.527	282w	3.711wkg		
5	R. Crescini	B	0	0	17	17	34:51.954	1:43.432	281w	3.627wkg		
6	A. ERBA	B	0	0	13	13	38:48.689	5:40.167	230w	3.416wkg		
3	BELGIAN ZWIFT RIDERS LIONS 19	6	0	0	105	105	33:08.864	0.320	285	3.56	39.17	18
4	PTZ RCOSTA	5	0	0	102	102	33:09.114	0.570	273	3.61	39.17	17
5	RAPHA_RCC B2	5	0	0	95	95	33:08.522		282	3.60	39.17	16
6	THE BREAKS CRUPETTO	6	0	0	95	95	33:08.727	0.183	282	3.80	39.17	15
7	SICC B TEAM	6	0	0	101	92	33:59.006	50.462	276	3.73	38.2	14
8	TEAM NL B // STEALTH	5	0	0	86	86	33:09.437	0.893	274	3.62	39.13	13
9	RMML	6	0	0	81	81	34:37.811	1:29.267	228	3.15	37.48	12
DNQ	NEWBURY VELO TIGERS	CODE 10	2	0	34	34	34:37.980	1:29.458	279	3.62	37.48	0
DNQ	BALLERN	CODE 10	1	0	16	16	35:10.125	2:01.603	268	3.57	36.9	0


Pro

#	TEAM	Riders	FAL	FTS	FIN	TOTAL	gap	AVG W	FTP Wkg	Avg Speed	Points	
1	ON THE RIVET WOUNDERS	6	0	0	129	129	35:22.582		260	3.17	36.68	20
2	AVC WHITEHORN	6	0	0	123	123	35:27.292	4.710	266	3.06	36.61	19
3	TEAM INOX PRO	6	0	0	120	120	35:26.787	4.205	232	2.98	36.61	18
1	G. Donetti	0	0	35	35	35:26.787	4.205	241w	3.043Wkg			
2	D. La Porta	0	0	20	20	36:28.856	1:06.274	251w	3.245Wkg			
3	A. Nisini	0	0	19	19	37:31.321	2:08.739	205w	2.683Wkg			
4	C. Pisacane	0	0	19	19	37:31.403	2:08.821	230w	2.938Wkg			
5	C. Scavo	0	0	15	15	39:24.361	4:01.779	211w	3.202Wkg			
6	A. Brocchi	0	0	12	12	44:30.359	9:07.777	193w	2.728Wkg			
4	HISP CELTIBEROS	6	0	0	119	119	35:26.845	4.263	256	3.00	36.61	17
5	HERD OF BUCKING BRONCOS	6	0	0	110	110	35:26.994	4.412	251	2.92	36.61	16
6	SCANNELLATORI SERIALI TEAM DISAGIO C	6	0	0	108	108	35:27.311	4.729	246	3.06	36.61	15
7	SZ VINGNER	6	0	0	91	91	36:30.602	1:08.020	257	3.01	35.57	14
8	VELOS UNITED	6	0	0	77	77	38:41.671	3:19.089	244	2.91	33.55	13
9	CMC ORYX	6	0	0	75	75	36:02.849	40.267	259	3.09	36	12
10	TTI FREESTYLERS	4	0	0	61	61	37:33.047	2:10.465	233	2.86	34.56	11
DNQ	HISP CARTAGINESES <small>CODE 10</small>	2	0	0	23	23	45:25.251	10:02.669	186	2.62	28.58	0

Aab

#	TEAM	Riders	FAL	FTS	FIN	TOTAL	gap	AVG W	FTP Wkg	Avg Speed	Points	
1	DZR - RED WHINERS	6	0	0	106	106	35:04.066		251	3.09	37.01	20
2	BMTR ZWIFT CLUB PANDAS	6	0	0	103	103	35:04.339	0.273	211	3.34	37.01	19
3	DOWN N DIRTY FALCONS	6	0	0	97	97	34:45.990		272	3.22	37.33	18
4	ABR RAIDERS	6	0	0	97	97	35:04.033		244	3.12	37.01	17
5	BELGIAN ZWIFT RIDERS RHINOS 6	5	0	0	83	83	35:04.092	0.026	250	3.00	37.01	16
6	E-CYCLING DENMARK C-TEAM GALTEN	6	0	0	79	79	35:04.951	0.885	266	3.19	37.01	15
7	MTBTRAINING_MASTERS	6	0	0	77	77	35:06.385	2.319	225	3.34	36.97	14
8	DBR THUNDERSTORMS	6	0	0	76	76	35:04.559	0.493	261	2.93	37.01	13
9	ON THE RIVET CRANKERS	6	0	0	76	76	35:07.035	2.969	214	3.41	36.97	12
10	EVO NEO	6	0	0	65	65	36:52.626	1:48.560	243	3.04	35.21	11
11	SUNRISE RACING TEAM C GOTHENBURG	6	0	0	57	57	35:04.758	0.692	253	3.02	37.01	10
12	TEAM INOX AAB	6	0	0	56	56	35:06.153	2.087	235	2.92	36.97	9
1	L. Centioni	0	0	20	20	35:06.153	2.120	250w	3.154Wkg			
2	S. Pierini	0	0	12	12	38:36.892	3:32.859	214w	2.832Wkg			
3	F. Ravasi	0	0	10	10	39:01.118	3:57.085	241w	2.829Wkg			
4	M. Vanoni	0	0	7	7	40:12.079	5:08.046	235w	2.862Wkg			
5	N. Mancini	0	0	6	6	40:18.731	5:14.698	236w	3.193Wkg			
6	C. Marcotto	0	0	1	1	43:12.724	8:08.691	206w	3.060Wkg			
13	TALENTFREI P/B BALDISO C1	6	0	0	52	52	36:24.330	1:20.264	251	2.87	35.64	8
14	DIRTY SEA CATS	4	0	0	47	47	35:04.470	0.404	231	2.96	37.01	7
15	PWCC-1C	6	0	0	45	45	35:05.631	1.565	228	3.19	36.97	6
16	CMC JAGUARS	5	0	0	33	33	36:52.077	1:48.011	258	2.94	35.21	5
17	WAHOO LE COL BADGERS	4	0	0	21	21	36:49.471	1:45.405	197	2.62	35.24	4
DNQ	BIHLER SYNDICATE OPEN C2 <small>CODE 10,7</small>	2	0	0	18	18	36:00.640	1:14.650	295	3.30	36.04	0

Lol

#	TEAM	Riders	FAL	FTS	FIN	TOTAL	gap	AVG W	FTP Wkg	Avg Speed	Points	
1	TBR HARDKNOCKS	6	0	0	152	152	39:42.667		267	2.50	32.69	20
2	TEAM INOX LOL	6	0	0	114	114	39:56.458	13.791	212	2.41	32.51	19
1	 R. Baroni	0	0	0	26	26	39:56.458	13.791	216w	2.552wkg		
2	 C. Gabriell	0	0	0	20	20	41:32.350	1:49.683	248w	2.413wkg		
3	 M. Firmani	0	0	0	19	19	44:14.220	4:31.553	201w	2.423wkg		
4	 A. Gabriell	0	0	0	19	19	44:35.233	4:52.566	183w	2.268wkg		
5	 M. Leti handbike	0	0	0	17	17	45:13.936	5:31.269	197w	2.571wkg		
6	 D. Tania	0	0	0	13	13	49:46.163	10:03.496	131w	2.584wkg		
3	NTS' PROJECT SLOTH	6	0	0	106	106	40:34.419	51.752	224	2.41	32	18
4	HERD OF CENTAURS	6	0	0	105	105	40:33.239	50.572	179	2.46	32	17
5	SWEDISH ZWIFT RACERS D2	6	0	0	92	92	41:45.656	2:02.989	190	2.31	31.07	16
6	TFC GHOST RIDERS	5	0	0	84	84	44:23.207	4:40.540	188	2.33	29.23	15
7	SZ FREJ	4	0	0	78	78	39:45.097	2.430	201	2.31	32.65	14
8	ARMY CYCLING - TEAM E	6	0	0	72	72	46:39.278	6:56.611	219	2.21	27.83	13
9	ZWDL D-LUXE	5	0	0	66	66	44:45.409	5:02.742	146	2.23	29.02	12
10	WLBB-D UNDERDOGS	3	0	0	71	71	39:46.744	4.077	223	2.42	32.65	11
11	SCANNELLATORI SERIALI DINAMO LOSCA	3	0	0	58	58	39:45.022	2.355	171	2.03	32.65	10
DNQ	HISP VANDALOS TEAM <span style="border: 1px solid black; padding: 2px;">CODE 10</span>	2	0	0	28	28	48:00.436	1:21.158	173	2.26	27.04	0

# Race #5: Temples and Towers

October 10, 2023 (Points Race)

Elite

#	TEAM	Riders	FAL	FTS	FIN	TOTAL	gap	AVG W	FTP Wkg	Avg Speed	Points	
1	FUSION COLOQUICK ECT	6	51	83	121	255	46:22.878		299	4.29	43.16	20
2	KALAS ESRT PB WAHOO BIRK	6	38	27	153	218	46:22.836		319	4.51	43.16	19
3	HEXAGONE A - IV	5	19	35	93	147	46:23.311	0.433	269	4.47	43.16	18
4	GENERATION X OYSTERS	6	16	20	107	136	46:23.839	0.961	304	4.51	43.16	17
5	VIRIATVS	6	20	35	68	123	46:27.545	4.667	312	4.47	43.09	16
6	TEAM INOX ELITE	6	2	3	109	114	46:23.407	0.529	322	4.62	43.16	15
1	G. Nucera	A+	2	3	28	33	46:23.407	0.571	295W	4.684Wkg		
2	G. Ruiz	A+	0	0	20	20	47:26.429	1:03.593	329W	4.500Wkg		
3	F. Clisko	A+	0	0	18	18	47:27.410	1:04.574	382W	4.762Wkg		
4	M. Bonometti	A	0	0	15	15	47:43.874	1:21.038	282W	4.551Wkg		
5	S. Tartaglia	A	0	0	15	15	47:45.214	1:22.378	276W	4.655Wkg		
6	A. Castrillón	A+	0	0	13	13	49:25.700	3:02.864	326W	4.921Wkg		
7	TEAM CLS ORANGE ARMY	6	0	0	91	91	47:19.161	56.283	296	4.63	42.3	14
8	TEAM NL A // A2	6	1	0	85	86	47:26.821	1:03.943	294	4.43	42.19	13
9	#LOVETILES AZUL	5	9	10	60	79	47:27.230	1:04.352	299	4.27	42.19	12
10	FOUDRE VS	5	1	0	73	74	46:24.208	1.330	298	4.39	43.16	11
11	BELGIAN ZWIFT RIDERS EAGLES 4	5	8	0	45	53	47:27.492	1:04.614	272	4.16	42.19	10
12	RTR EARLYBIRDZ	6	0	0	49	49	49:04.287	2:41.409	289	4.11	40.79	9
13	BOLLERWAGEN CREW	6	0	0	45	45	47:27.112	1:04.234	285	4.17	42.19	8
14	MTC BARM CAKES	4	0	6	38	44	47:26.950	1:04.072	273	4.25	42.19	7
15	RAF LIGHTNINGS	4	0	0	32	32	47:27.958	1:05.080	263	4.02	42.19	6

Dev

#	TEAM	Riders	FAL	FTS	FIN	TOTAL	gap	AVG W	FTP Wkg	Avg Speed	Points		
1	RAPHA_RCC B2	6	47	66	135	248	52:11.919		268	3.69	38.34	20	
2	TEAM INOX DEV	6	41	58	119	218	52:11.488		233	3.47	38.38	19	
1	F. Pedersini	B	22	34	40	96	52:11.488	0.000	254W	3.733Wkg			
2	L. Buso	B	19	24	30	73	52:19.448	7.960	257W	3.573Wkg			
3	L. DEGRE	B	0	0	18	18	55:06.551	2:55.063	202W	3.261Wkg			
4	A. ERBA	B	0	0	16	16	56:13.865	4:02.377	217W	3.299Wkg			
5	D. La Porta	B	0	0	15	15	57:15.035	5:03.547	246W	3.306Wkg			
6	R. Crescini	B	0	0	0	0	9:57.000	0.000	254W	nullWkg			
3	FFWD B	5	35	53	107	195	52:36.652	24.733	243	3.59	38.05	18	
4	THE BREAKS GRUPETTO	6	16	21	107	144	52:26.872	14.953	247	3.53	38.16	17	
5	PTZ RCOSTA	6	12	13	113	138	52:26.294	14.375	249	3.56	38.2	16	
6	BELGIAN ZWIFT RIDERS LIONS 19	6	7	3	82	92	53:54.656	1:42.737	252	3.37	37.15	15	
7	SICC B TEAM	6	2	0	84	86	53:06.659	54.740	245	3.43	37.69	14	
8	RMML	5	0	0	67	67	56:13.694	4:01.775	235	2.95	35.6	13	
9	TEAM NL B // STEALTH	4	0	0	59	59	56:13.879	4:01.960	226	3.23	35.6	12	
10	NEWBURY VELO TIGERS	3	0	0	53	53	53:07.694	55.775	263	3.62	37.69	11	
DNQ	BALLERN	CODE 10	2	5	5	45	55	53:00.069	48.581	263	3.44	37.76	0

# Pro



#	TEAM	Riders	FAL	FTS	FIN	TOTAL	gap	AVG W	FTP Wkg	Avg Speed	Points	
1	ON THE RIVET WOUNDERS	6	48	68	133	249	54:22.239		225	3.34	36.83	20
2	AVC WHITEHORN	6	40	61	133	234	54:21.551		253	3.17	36.83	19
3	HISP CELTIBEROS	6	23	17	120	160	54:18.201		242	2.98	36.86	18
4	HERD OF BUCKING BRONCOS	6	13	38	101	152	55:42.274	1:20.035	245	3.01	35.93	17
5	TEAM INOX PRO	6	13	11	99	123	54:22.347	0.108	222	2.99	36.83	16
1	G. Donetti	C	13	11	28	52	54:22.347	4.146	234w	3.332Wkg		
2	A. Nisini	C	0	0	19	19	56:14.827	1:56.626	203w	2.850Wkg		
3	C. Pisacane	C	0	0	19	19	56:14.856	1:56.655	221w	2.975Wkg		
4	F. Ravasi	C	0	0	13	13	59:59.862	5:41.661	230w	2.796Wkg		
5	C. Scavo	C	0	0	11	11	1h02:09.153	7:50.952	183w	2.912Wkg		
6	C. Marcotto	C	0	0	9	9	1h03:30.193	9:11.992	203w	3.185Wkg		
6	SCANNELLATORI SERIALI TEAM DISAGIO C	6	11	10	97	118	55:42.528	1:20.289	235	3.17	35.93	15
7	SZ VINGNER	6	4	4	107	115	55:42.746	1:20.507	249	2.98	35.93	14
8	CMC ORYX	6	0	0	84	84	55:42.081	1:19.842	252	3.10	35.96	13
9	TTI FREESTYLERS	6	0	0	80	80	55:57.494	1:35.255	227	3.01	35.78	12
10	VELOUS UNITED	6	0	0	75	75	56:13.179	1:50.940	235	2.88	35.6	11
11	HISP CARTAGINESES	5	0	0	52	52	55:43.136	1:20.897	219	3.00	35.93	10

# Aab

#	TEAM	Riders	FAL	FTS	FIN	TOTAL	gap	AVG W	FTP Wkg	Avg Speed	Points	
1	BELGIAN ZWIFT RIDERS RHINOS 6	6	33	36	113	182	54:23.011		246	3.14	36.83	20
2	DOWN N DIRTY FALCONS	6	25	42	111	178	54:22.639		251	3.11	36.83	19
3	DBR THUNDERSTORMS	6	16	11	96	123	54:25.829	2.818	236	3.14	36.79	18
4	ABR RAIDERS	6	20	30	73	123	55:37.051	1:14.040	235	3.10	36	17
5	DZR - RED WHINERS	6	13	39	71	123	54:25.906	2.895	242	3.01	36.79	16
6	E-CYCLING DENMARK C-TEAM GALTEN	6	13	10	85	108	55:14.717	51.706	258	3.17	36.25	15
7	SUNRISE RACING TEAM C GOTHENBURG	6	19	18	68	105	54:25.805	2.794	244	3.04	36.79	14
8	BMTR ZWIFT CLUB PANDAS	6	12	12	73	97	54:26.090	3.079	206	3.22	36.79	13
9	ON THE RIVET CRANKERS	5	8	16	55	79	54:27.118	4.107	222	3.13	36.76	12
10	EVO NEO	6	0	3	70	73	55:25.420	1:02.409	240	2.98	36.14	11
11	MTBTRAINING_MASTERS	6	0	0	71	71	55:15.750	52.739	243	3.10	36.22	10
12	PWCC-1C	6	3	0	61	64	54:26.214	3.203	230	2.99	36.79	9
13	TEAM INOX AAB	6	3	2	59	64	55:50.813	1:27.802	230	2.99	35.86	8
1	C. Gualano	C	0	0	15	15	55:50.813	1:28.174	231w	3.063Wkg		
2	M. Gettopardo	C	3	2	14	19	56:56.324	2:33.685	229w	2.931Wkg		
3	R. Baroni	C	0	0	11	11	57:38.348	3:15.709	229w	2.839Wkg		
4	N. Mancini	C	0	0	9	9	58:03.222	3:40.583	231w	3.128Wkg		
5	S. Pierini	C	0	0	6	6	59:21.151	4:58.512	213w	2.961Wkg		
6	M. Vanoni	C	0	0	4	4	59:57.075	5:34.436	224w	3.028Wkg		
14	CMC JAGUARS	6	0	0	57	57	55:23.106	1:00.095	251	2.92	36.14	7
15	BIEHLER SYNDICATE OPEN C2	4	0	0	52	52	54:25.573	2.562	240	2.96	36.79	6
16	TALENTFREI P/B BALDISO C1	4	0	0	45	45	55:14.684	51.673	243	2.87	36.25	5
17	DIRTY SEA CATS	5	0	0	29	29	56:56.816	2:33.805	232	2.92	35.17	4



Lol

#	TEAM	Riders	FAL	FTS	FIN	TOTAL	gap	AVG W	FTP Wkg	Avg Speed	Points	
1	TBR HARDKNOCKS	6	40	40	151	231	45:09.029		244	2.48	30.17	20
2	NTS <sup>1</sup> PROJECT SLOTH	6	34	72	119	225	46:02.738	53.709	206	2.36	29.56	19
3	HERD OF CENTAURS	6	14	21	107	142	47:19.347	2:10.318	179	2.43	28.76	18
4	TEAM INOX LOL	6	15	20	105	140	46:43.432	1:34.403	203	2.44	29.12	17
1	 C. Gabrieli	0	5	5	24	34	46:43.432	1:34.403	240w	2.451w/kg		
2	 M. Firmani	0	0	0	20	20	47:00.135	1:51.106	206w	2.518w/kg		
3	 M. Leti handbike	0	0	0	20	20	47:04.011	1:54.982	193w	2.559w/kg		
4	 A. Gabrieli	0	10	15	15	40	50:16.863	5:07.834	173w	2.221w/kg		
5	 R. Sambo	0	0	0	14	14	50:52.814	5:43.785	216w	2.568w/kg		
6	 R. Santoni	0	0	0	12	12	55:17.885	10:08.856	163w	2.166w/kg		
5	SWEDISH ZWIFT RACERS D2	6	2	0	107	109	46:30.986	1:21.957	216	2.32	29.27	16
6	SZ FREJ	6	0	1	94	95	47:29.878	2:20.849	206	2.30	28.66	15
7	TFC GHOST RIDERS	4	3	2	75	80	46:32.198	1:23.169	181	2.35	29.27	14
8	WLBB-D UNDERDOGS	5	4	2	63	69	44:23.852		223	2.61	30.67	13
9	ZWDL D-LUXE	5	0	0	68	68	49:34.722	4:25.693	180	2.26	27.47	12
10	ARMY CYCLING - TEAM E	4	3	0	63	60	46:31.151	1:22.122	227	2.16	29.27	11
11	HISP VANDALOS TEAM	4	0	0	60	60	48:56.068	3:47.039	185	2.25	27.83	10
12	SCANNELLATORI SERIALI DINAMO LOSCA	3	0	0	34	34	50:55.778	5:46.749	160	2.08	26.75	9

# Race #6: Greatest London Flat

October 17, 2023 (TTT)

Elite

#	TEAM	Riders	S1	S2	S3	🔥	gap	AVG W	FTP Wkg	Avg Speed	Points	
1	KALAS ESRT PB WAHOO BIRK	6	09:41	19:21	29:25		38:12.134	377	4.80	48.89	20	
2	FUSION COLOQUICK ECT	6	09:44	19:17	29:18		38:14.648	2.514	354	4.53	48.89	19
3	TEAM INOX ELITE	6	09:55	19:46	29:57		39:05.004	52.870	350	4.75	47.88	18
1	F. Cisko	A+					39:04.781	52.843	393w	4.667Wkg		
2	C. Nucera	A+					39:04.854	52.916	313w	4.801Wkg		
3	A. Castrillón	A+					39:04.960	53.022	323w	4.817Wkg		
4	G. Ruiz	A+					39:05.004	53.066	371w	4.700Wkg		
5	M. Bonometti	A					39:05.341	53.403	305w	4.704Wkg		
6	S. Tartaglia	A					39:05.370	53.432	295w	4.782Wkg		
4	VIRIATVS	6	09:59	19:42	29:55		39:07.001	54.867	341	4.60	47.77	17
5	TEAM NL A // A2	6	10:12	20:06	30:31		39:52.362	1:40.228	322	4.34	46.94	16
6	TEAM CLS ORANGE ARMY	6	10:22	20:26	31:04		40:23.940	2:11.806	289	4.13	46.22	15
7	HEXAGONE A - IV	4	10:04	20:07	30:54		40:42.726	2:30.592	301	4.66	45.97	14
8	MTC BARM CAKES	6	10:25	20:44	31:37		41:12.343	3:00.209	310	4.27	45.29	13
9	FOUDRE VS	5	10:24	20:33	31:26		41:13.389	3:01.255	293	4.17	45.4	12
10	#LOVETILES AZUL	6	09:54	19:56	30:45		41:16.616	3:04.482	310	4.42	45.29	11
11	BOLLERWAGEN CREW	5	10:42	21:15	32:23		42:21.362	4:09.228	265	3.97	44.17	10
12	RTR EARLYBIRDZ	4	11:44	22:24	34:08		44:25.650	6:13.516	254	3.57	42.12	9
DNQ	BELGIAN ZWIFT RIDERS EAGLES 4 <small>CODE 10</small>	2	DNF	DNF	DNF				321	4.54	0	0

Dev

#	TEAM	Riders	S1	S2	S3	🔥	gap	AVG W	FTP Wkg	Avg Speed	Points	
1	RAPHA_RCC B2	6	10:44	21:22	32:35		42:28.854	277	3.54	43.99	20	
2	THE BREAKS GRUPETTO	6	10:58	21:40	33:02		43:02.945	34.091	241	3.61	43.38	19
3	TEAM INOX DEV	5	10:56	21:37	33:06		43:07.127	38.273	269	3.76	43.34	18
1	L. DEGRE	B					43:04.388	36.762	219w	3.349Wkg		
2	L. Buso	B					43:06.452	38.826	288w	4.001Wkg		
3	F. Pedersini	B					43:06.489	38.863	276w	3.733Wkg		
4	S. Pezzato	B					43:07.127	39.501	292w	3.972Wkg		
5	C. Tanghetti	B					51:23.651	8:56.025	217w	3.221Wkg		
4	PTZ RCOSTA	5	10:53	21:43	33:24		43:34.809	1:05.955	271	3.67	42.91	17
5	FFWD B	5	10:56	21:52	33:44		44:12.458	1:43.604	271	3.82	42.3	8
6	TEAM NL B // STEALTH	6	11:12	22:16	34:08		44:25.721	1:56.867	268	3.40	42.12	15
7	BELGIAN ZWIFT RIDERS LIONS 19	6	11:03	21:59	34:07		44:31.331	2:02.477	278	3.66	42.01	14
8	SICC B TEAM	6	11:53	22:52	34:36		44:49.644	2:20.790	256	3.42	41.72	13
DNQ	NEWBURY VELO TIGERS <small>CODE 10</small>	1	DNF	DNF	DNF				325	3.82	0	0

Pro

#	TEAM	Riders	S1	S2	S3	gap	AVG W	FTP Wkg	Avg Speed	Points	
1	ON THE RIVET WOUNDERS	6	11:07	22:05	34:05	44:25.543	261	3.21	42.12	10	
2	SZ VINGNER	6	11:18	22:21	34:21	44:57.444	31.901	264	3.08	41.62	19
3	AVC WHITEHORN	6	11:32	22:39	34:36	45:11.246	45.703	263	3.12	41.4	18
4	HISP CELTIBEROS	5	11:17	22:28	34:42	45:32.682	1:07.139	252	3.19	41.08	17
5	CMC ORYX	6	11:37	23:01	35:01	45:38.638	1:13.095	259	3.07	41	16
6	HERD OF BUCKING BRONCOS	6	11:52	23:07	35:24	45:56.276	1:30.733	263	3.07	40.64	15
7	SCANNELLATORI SERIALI TEAM DISAGIO C	5	11:26	23:03	35:32	46:33.237	2:07.694	251	3.11	40.18	14
8	TEAM INOX PRO	6	11:46	23:24	35:53	46:41.264	2:15.721	236	3.03	40.03	13
1	C. Pisacane	C				46:40.788	2:15.550	240w	3.188wkg		
2	G. Donetti	B				46:41.120	2:15.882	245w	3.332wkg		
3	A. Nisini	C				46:41.199	2:15.961	210w	2.760wkg		
4	F. Ravasi	C				46:41.264	2:16.026	250w	2.843wkg		
5	C. Scavo	C				46:41.907	2:16.669	205w	3.227wkg		
6	A. Brocchi	C				11:30.000	0.000	226w	nullwkg		
9	TTI FREESTYLERS	6	12:06	23:36	35:58	47:04.836	2:39.293	232	2.92	39.71	12
10	VELOS UNITED	6	11:59	23:40	36:36	47:48.714	3:23.171	237	2.87	39.13	11
11	HISP CARTAGINESES	6	12:23	24:27	37:49	49:28.836	5:03.293	190	2.62	37.8	10

Aab

#	TEAM	Riders	S1	S2	S3	gap	AVG W	FTP Wkg	Avg Speed	Points	
1	DOWN N DIRTY FALCONS	6	11:23	22:29	34:18	44:39.258	269	3.05	41.9	20	
2	DZR - RED WHINERS	6	11:18	22:33	34:42	45:16.709	37.451	262	3.04	41.29	19
3	BELGIAN ZWIFT RIDERS RHINOS 6	6	11:20	22:40	34:37	45:19.131	39.873	287	3.45	41.26	9
4	CMC JAGUARS	6	11:17	22:31	34:42	45:33.044	53.786	268	3.08	41.08	17
5	DBR THUNDERSTORMS	6	11:35	22:50	34:58	45:36.848	57.590	256	3.06	41.04	16
6	ON THE RIVET CRANKERS	6	11:49	23:08	35:24	45:48.120	1:08.862	201	3.26	40.86	15
7	SUNRISE RACING TEAM C GOTHENBURG	6	11:36	22:56	35:17	45:50.481	1:11.223	257	3.15	40.79	14
8	TEAM INOX AAB	6	11:38	23:11	35:24	46:11.286	1:32.028	240	3.08	40.5	13
1	L. Centioni	C				46:08.819	1:32.232	254w	3.252wkg		
2	M. Ottonelli	C				46:10.753	1:34.166	222w	2.978wkg		
3	R. Baroni	C				46:11.219	1:34.632	244w	2.896wkg		
4	N. Mancini	C				46:11.286	1:34.699	238w	3.193wkg		
5	M. Vanoni	C				46:11.429	1:34.842	254w	3.175wkg		
6	S. Pierini	C				46:19.455	1:42.868	229w	3.025wkg		
9	MTBTRAINING_MASTERS	6	11:30	23:02	35:17	46:16.745	1:37.487	242	3.32	40.43	12
10	BMTR ZWIFT CLUB PANDAS	6	11:40	23:05	35:35	46:32.750	1:53.492	219	3.14	40.1	11
11	E-CYCLING DENMARK C-TEAM GALTEN	6	11:46	23:18	35:56	46:42.954	2:03.696	262	3.16	40	10
12	TALENTFREI P/B BALDISO C1	6	11:42	23:18	36:02	47:08.078	2:28.820	244	2.80	39.67	9
13	EVO NEO	5	12:18	24:13	36:32	47:09.140	2:29.882	228	2.91	39.67	8
14	DIRTY SEA CATS	6	11:53	23:25	36:19	47:29.448	2:50.190	216	2.73	39.38	7
15	ABR RAIDERS	4	12:11	24:15	36:55	47:41.649	3:02.391	221	2.99	39.2	6
16	BIEHLER SYNDICATE OPEN C2	5	12:48	24:43	37:36	49:05.152	4:25.894	233	2.84	38.12	5
17	PWCC-1C	4	12:36	25:01	38:08	49:35.496	4:56.238	204	2.75	37.76	4

Lol

#	TEAM	Riders	S1	S2	S3	gap	AVG W	FTP Wkg	Avg Speed	Points	
1	TBR HARDKNOCKS	5	12:57	25:11	38:35	50:28.522		233	2.25	37.04	20
2	TFC GHOST RIDERS	6	12:53	25:14	39:09	51:02.653	34.131	198	2.31	36.58	19
3	NTS³ PROJECT SLOTH	6	13:00	25:25	39:09	51:15.963	47.441	219	2.29	36.43	18
4	SWEDISH ZWIFT RACERS D2	6	12:59	25:40	39:56	51:56.560	1:28.038	198	2.20	36.04	17
5	TEAM INOX LOL	5	13:07	26:02	40:07	51:56.681	1:28.199	192	2.48	36.04	16
1	 C. Gabrieli	<span>B</span>				51:55.255	1:27.021	245w	2.432wkg		
2	 M. Firmani	<span>B</span>				51:56.398	1:28.164	201w	2.440wkg		
3	 A. Gabrieli	<span>C</span>				51:56.530	1:28.296	184w	2.304wkg		
4	 D. Tania	<span>B</span>				51:56.681	1:28.447	139w	2.736wkg		
5	 L. Pujja	<span>B</span>				54:07.227	3:38.993	186w	2.302wkg		
6	HERD OF CENTAURS	6	13:22	26:11	40:08	52:09.605	1:41.083	193	2.33	35.82	15
7	SZ FREJ	4	13:58	26:40	41:07	53:26.592	2:58.070	195	2.29	34.99	14
8	ZWDL D-LUXE	4	13:28	26:50	41:33	53:52.498	3:23.976	179	2.15	34.74	13
9	SCANNELLATORI SERIALI DINAMO LOSCA	5	15:26	29:35	46:42	1h00:58.419	10:29.897	148	1.89	30.67	12
DNQ	ARMY CYCLING - TEAM E	3	DNF	DNF	DNF			198	2.19	0	0

# Final Rankings











## Elite

Rank	Team	# Events	FAL Points	FTS Points	FIN Points	League Points
1	 KALAS eSRT pb Wahoo BIRK	6	108	203	553	117
2	 FUSION ColoQuick ECT	6	131	210	500	117
3	 Team NL A // A2	6	15	0	344	91
4	 VIRIATVS	6	37	45	310	90
5	 Team CLS Orange Army	6	17	11	333	87
6	 #LoveTiles Azul	6	43	21	312	85
7	 Foudre VS	6	8	10	314	77
8	 HEXAGONE A - IV	5	19	40	325	73
9	 Belgian Zwift Riders Eagles 4	6	8	8	295	69
10	 Generation X Oysters	5	35	22	351	68
11	 TEAM INOX ELITE	6	19	3	289	68
12	 MTC Barm Cakes	6	0	10	175	56
13	 RTR EarlyBIRDZ	6	0	0	170	50
14	 Bollerwagen Crew	6	0	1	143	48
15	 RAF Lightnings	5	0	0	172	38
16	 Bevegem e-Racing Team	3	0	0	54	14



## Dev

Rank	Team	# Events	FAL Points	FTS Points	FIN Points	League Points
1	 Rapha_RCC B2	6	134	215	472	115
2	 Team INOX DEV	6	92	121	465	109
3	 The Breaks Grupetto	6	44	40	418	107
4	 PTz RCosta	6	41	36	402	98
5	 Belgian Zwift Riders Lions 19	6	14	15	393	91
6	 FFWD B	6	52	69	405	89
7	 SICC B Team	6	2	0	395	85
8	 Team NL B // Stealth	6	23	37	309	83
9	 RMML	5	0	0	259	58
10	 Newbury Velo Tigers	6	29	45	238	41
11	 SRC Race4Cake	1	0	0	62	11
12	 ballern	3	9	6	77	0


## Pro

Rank	Team	# Events	FAL Points	FTS Points	FIN Points	League Points
1	 AVC WhiteHorn	6	103	136	532	116
2	 HISP Celtiberos	6	83	49	474	108
3	 SZ Vingner	6	45	75	420	101
4	 On the Rivet Wounders	6	81	118	487	96
5	 Herd of Bucking Broncos	6	35	62	418	92
6	 Team INOX PRO	6	23	55	375	88
7	 SCANNELLATORI SERIALI TEAM DISACIO C	6	24	11	367	85
8	 CMC Oryx	6	16	50	335	84
9	 TTI Freestylers	6	14	12	313	76
10	 Velos United	6	3	6	317	71
11	 HISP Cartagineses	6	0	0	215	53

## Aab

Rank	Team	# Events	FAL Points	FTS Points	FIN Points	League Points
1	 Down n DIRTY Falcons	6	58	45	405	107
2	 DZR - Red Whiners	6	35	81	314	103
3	 e-Cycling Denmark C-Team Galten	6	25	40	384	95
4	 Sunrise Racing Team C Gothenburg	6	83	66	343	85
5	 Belgian Zwift Riders Rhinos 6	6	52	41	332	83
6	 BMTR Zwift Club Pandas	6	51	54	346	82
7	 DBR Thunderstorms	6	29	19	312	82
8	 ABR Raiders	6	35	40	279	74
9	 On The Rivet Crankers	6	8	19	253	69
10	 CMC Jaguars	6	0	0	214	62
11	 PWCC-1C	6	18	53	245	55
12	 EVO Neo	6	9	54	231	55
13	 MTBtraining_Masters	6	0	0	228	53
14	 Team INOX AAB	6	16	2	216	52
15	 Wahoo Le Col Badgers	4	8	61	214	51
16	 Talentfrei p/b Baldiso C1	6	13	3	161	47
17	DIRTY Sea Cats	6	0	0	108	27
18	BIEHLER SYNDICATE Open C2	6	0	6	152	23
19	TugaZ Arrabida	2	0	0	28	13

# Lol

Rank	Team	# Events	FAL Points	FTS Points	FIN Points	League Points
1	 TBR Hardknocks	6	100	83	552	118
2	 NTS <sup>3</sup> Project Sloth	6	61	115	404	103
3	 Herd of Centaurs	6	36	57	411	98
4	 TEAM INOX LOL	6	28	47	404	98
5	 TFC Ghost Riders	6	4	6	372	96
6	 Swedish Zwift Racers D2	6	19	2	376	90
7	 SZ Frej	6	8	18	330	89
8	 WLBB-D Underdogs	5	102	97	390	79
9	 ZWDL D-LUXE	6	19	6	281	72
10	 SCANNELLATORI SERIALI  DINAMO LOSCA	6	0	0	164	60
11	 Army Cycling - Team E	6	7	17	275	59
12	 HISP VANDALOS Team	5	6	2	246	34