

Zwift Racing League 2023/24

Round 2

Team INOX

**ZWIFT
RACING
LEAGUE**



2023/24 SEASON - Round 2

November 14th - December 19th 2023

Race 1	SCRATCH	London Loop Reverse	2 Laps / 29.8km
Race 2	POINTS	Glasgow Crit Circuit	5 Laps / 15.2km
Race 3	TTT	Watopia Waistband	1 Lap / 27.9km
Race 4	SCRATCH	Suki's Playground	2 Laps / 37km
Race 5	POINTS	The Muckle Yin	1 Lap / 25.4km
Race 6	TTT	Triple Flat Loops	1 Lap / 36.3km

www.WTRLracing



Date	Format	World	Course	Duration	PowerUp Details*	FAL Segments	FTS Segments
Race 1 14/11/23	Scratch	LONDON	London Loop Reverse	2 laps 29.8km / 18.5mi 461.7m			
Race 2 21/11/23	Points	SCOTLAND	Glasgow Crit Circuit	5 laps 15.3km / 9.5mi 165.9m		Champion's Sprint FWD Sprint (x6) The Clyde Kicker FWD Climb (x5)	Champion's Sprint FWD Sprint (x6) The Clyde Kicker FWD Climb (x5)
Race 3 28/11/23	TTT	WATOPIA	Watopia's Waistband	1 lap 27.7km / 17.2mi 100.9m	none		
Race 4 05/12/23	Scratch	MAKURI	Suki's Playground	2 laps 36.8km / 22.9mi 299.8m			
Race 5 12/12/23	Points	SCOTLAND	The Muckle Yin	1 lap 23.7km / 14.7mi 282.3m		Sgurr Summit North REV Climb (x1) Sgurr Summit South FWD Climb (x1) Champion's Sprint FWD Sprint (x2) Breakaway Brae REV Climb (x1) Breakaway Brae FWD Climb (x1) The Clyde Kicker FWD Climb (x1)	Sgurr Summit North REV Climb (x1) Sgurr Summit South FWD Climb (x1) Champion's Sprint FWD Sprint (x2) Breakaway Brae REV Climb (x1) Breakaway Brae FWD Climb (x1) The Clyde Kicker FWD Climb (x1)
Race 6 19/12/23	TTT	WATOPIA	Triple Flat Loops	1 lap 36.3km / 22.6mi 162.4m	none		

Division	Team	Event
EMEAW Eastern A1	INOX ELITE	Martedì 19:45
EMEAW Eastern B2	INOX DEV	Martedì 19:46
EMEA Western B2 (South)	INOX NIGHTMARE	Martedì 19:37
EMEA Northern B2	INOX MADNESS	Martedì 19:16
EMEA Western C1 (East)	INOX AAB	Martedì 19:33
EMEA Central C3	INOX FIRE	Martedì 19:02
EMEA Northern D1	INOX LOL	Martedì 19:15

Race #1: London Loop Reverse

November 14, 2023 (Scratch Race)

Elite

#	TEAM	Riders	FAL	FTS	FIN	TOTAL	🕒	gap	AVG W	FTP Wkg	Avg Speed	Points
1	TEAM INOX ELITE	6	0	0	359	359	40:11.385		366	5.14	43.7	20
1	C. Ruiz	A+	0	0	79	79	40:11.385	4.118	380w	4.888wkg		
2	A. Castrillón	A+	0	0	77	77	40:11.531	4.264	351w	5.409wkg		
3	A. Cerri [INOX]	A+	0	0	72	72	40:12.480	5.213	318w	5.162wkg		
4	F. Cisko	A+	0	0	63	63	40:45.202	37.935	414w	5.083wkg		
5	M. Bonometti	A	0	0	57	57	41:09.899	1:02.632	295w	4.584wkg		
6	S. Johnston	B	0	0	11	11	53:16.056	13:08.789	219w	3.652wkg		
2	VIRIATVS	6	0	0	351	351	40:11.950	0.565	329	4.48	43.67	19
3	AHDR CC1	6	0	0	346	346	40:12.224	0.839	325	4.57	43.67	18
4	GRANFONDOTEAM.BE	6	0	0	308	308	40:13.470	2.085	322	4.63	43.63	17
5	ZSUNSETTLED	6	0	0	286	286	40:07.267		324	4.43	43.74	16
6	ALPHA ERACING TEAM LIONS	6	0	0	283	283	40:11.520	0.135	314	4.51	43.7	15
7	DRAGONS RT PB SUNWEB KNIGHTS	5	0	0	244	244	40:12.370	0.985	299	4.25	43.6	14
8	ZU4R ACE	6	0	0	244	244	40:12.723	1.338	304	4.20	43.63	13
9	#LOVETILES AZUL	6	0	0	227	227	40:11.750	0.365	297	4.33	43.7	12
10	TEAM NL A // A2	6	0	0	221	221	40:12.773	1.388	298	4.26	43.56	11
11	BELGIAN ZWIFT RIDERS EAGLES 4	6	0	0	165	165	41:29.978	1:18.593	295	4.14	42.34	10
12	FOUDRE VS	5	0	0	151	151	41:29.026	1:17.641	275	4.12	42.3	9

Dev

#	TEAM	Riders	FAL	FTS	FIN	TOTAL	🕒	gap	AVG W	FTP Wkg	Avg Speed	Points
1	#EDDK - WANGKERS	6	0	0	374	374	44:50.331		308	3.71	39.17	20
2	ECYCLING DENMARK B1	6	0	0	390	372	45:04.044	13.713	310	3.88	38.92	19
3	DZR ZEPHYRUS ZWIFTERS	6	0	0	359	359	45:28.221	37.890	274	3.71	38.63	18
4	INC XENOMORPH	6	0	0	329	329	45:21.244	30.913	286	3.68	38.7	17
5	FFWD B	6	0	0	300	300	45:29.066	38.735	286	3.75	38.56	16
6	TEAM INOX DEV	5	0	0	287	287	45:29.239	38.908	262	3.55	38.59	15
1	F. Pedersini	B	0	0	68	68	45:29.239	38.908	257w	3.551wkg		
2	M. Tedesco	B	0	0	63	63	46:00.266	1:09.935	270w	3.516wkg		
3	P. Spadaro	B	0	0	53	53	47:05.603	2:15.272	257w	3.466wkg		
4	S. Pezzato	B	0	0	52	52	47:24.161	2:33.830	264w	3.668wkg		
5	L. Guildi	B	0	0	51	51	47:25.039	2:34.708	265w	3.607wkg		
7	BELGIAN ZWIFT RIDERS LIONS 19	6	0	0	282	282	46:26.545	1:36.214	277	3.58	37.8	14
8	THE BREAKS GRUPETTO	6	0	0	224	224	47:01.706	2:11.375	249	3.55	37.3	13
9	TEAM NL B // STEALTH	5	0	0	193	193	45:27.963	37.632	255	3.55	38.59	12
10	SICC B TEAM	5	0	0	169	169	47:52.133	3:01.802	258	3.48	36.68	11
11	FALCON HEAVY	4	0	0	143	143	46:00.782	1:10.451	237	3.36	37.98	10

Nightmare

#	TEAM	Riders	FAL	FTS	FIN	TOTAL	gap	AVG W	FTP Wkg	Avg Speed	Points	
1	BATH CC CAMDEN	6	0	0	409	409	45:32.265	288	3.88	38.56	20	
2	WAHOO LE COL BLAZING BEASTS	6	0	0	369	369	45:30.860	273	3.74	38.59	19	
3	KWCC B1 TEAM	6	0	0	315	315	45:32.300	0.035	285	3.81	38.52	18
4	GENERATION X BARRACUDAS	6	0	0	303	303	45:31.216	279	3.62	38.59	17	
5	TEAM INOX NIGHTMARE	6	0	0	276	276	47:06.131	1:33.866	257	3.78	37.3	16
1	C. Donetti	B	0	0	60	60	47:06.131	1:35.271	263W	3.670Wkg		
2	R. Crescini	B	0	0	56	56	47:10.971	1:40.111	272W	3.895Wkg		
3	M. Dalla Rosa	B	0	0	53	53	47:45.052	2:14.192	248W	3.830Wkg		
4	A. ERBA	B	0	0	39	39	48:48.385	3:17.525	246W	3.741Wkg		
5	C. Tanghetti	B	0	0	37	37	48:50.186	3:19.326	268W	3.361Wkg		
6	L. DEGRE	B	0	0	31	31	49:25.091	3:54.231	212W	3.271Wkg		
6	BELGIAN ZWIFT RIDERS LIONS 18	6	0	0	268	268	45:50.184	17.919	292	3.48	38.34	15
7	OUT MAMMA SCAN	6	0	0	262	262	45:50.000	17.735	275	3.43	38.34	14
8	CTZ B	6	0	0	221	221	47:08.375	1:36.110	281	3.66	37.26	13
9	BACKPEDAL - B1	6	0	0	198	198	47:54.004	2:21.739	259	3.52	36.58	12
10	SUNRISE RACING TEAM B LAGOM	6	0	0	167	167	48:06.777	2:34.512	264	3.51	36.47	11
11	ALL PAIN NO GAIN	4	0	0	146	146	45:49.934	17.669	253	3.37	38.34	10
12	KAPTEIN CYCLING CLUB	4	0	0	140	140	47:04.803	1:32.538	273	3.37	37.3	9
13	ZTFL.CC B-LACK HORSES ACADEMY	4	0	0	111	104	48:06.645	2:34.380	265	3.46	36.5	8

Madness

#	TEAM	Riders	FAL	FTS	FIN	TOTAL	gap	AVG W	FTP Wkg	Avg Speed	Points	
1	VIRTUSLO THESTROJ	6	0	0	358	358	46:17.442	274	3.48	37.91	20	
2	PETA-Z 7	6	0	0	357	357	46:17.720	0.278	256	3.37	37.91	19
3	TEAM ITALY - GHOST	6	0	0	338	338	46:17.086	245	3.66	37.98	18	
4	ENGARDE	6	0	0	314	314	46:16.708	254	3.67	37.94	17	
5	EVO VORTEX 4	6	0	0	310	310	47:34.626	1:17.184	261	3.50	36.9	16
6	DE DIJLE VEGERS	6	0	0	307	307	46:09.375	300	3.82	38.02	15	
7	WLBB B1	6	0	0	304	304	46:17.639	0.197	276	3.48	37.91	14
8	CRYO-GEN GALIBIER	6	0	0	263	251	48:48.822	2:31.380	244	3.41	35.93	13
9	AVC GREYFIGHTER	6	0	0	240	240	48:18.208	2:00.766	266	3.24	36.32	12
10	TEAM INOX MADNESS	5	0	0	173	173	48:55.400	2:37.958	256	3.27	35.89	11
1	P. Pants	B	0	0	48	48	48:55.400	2:38.822	289W	3.379Wkg		
2	D. La Porta	B	0	0	34	34	52:09.239	5:52.661	246W	3.368Wkg		
3	N. Mancini	B	0	0	33	33	52:30.978	6:14.400	237W	3.304Wkg		
4	S. Bortolot	B	0	0	30	30	52:41.962	6:25.384	250W	3.029Wkg		
5	N. Lewis	B	0	0	28	28	53:09.353	6:52.775	180W	3.135Wkg		

Pro

#	TEAM	Riders	FAL	FTS	FIN	TOTAL	gap	AVG W	FTP Wkg	Avg Speed	Points	
1	ON THE RIVET CRANKERS	6	0	0	349	349	49:43.189		221	3.40	35.32	20
2	AVC WHITEHORN	6	0	0	303	303	49:45.476	2.287	233	3.16	35.24	19
3	WLBB CRAZY BEER	6	0	0	287	287	49:49.863	6.674	216	3.22	35.24	18
4	TEAM INOX PRO	6	0	0	258	258	49:43.789	0.600	204	3.13	35.35	17
1	R. FIORE	6	0	0	78	78	49:43.789	0.600	183w	3.670w/kg		
2	A. Nisini	6	0	0	68	68	50:05.535	22.346	203w	2.850w/kg		
3	C. Pisacane	6	0	0	62	62	51:19.888	1:36.699	221w	3.113w/kg		
4	A. Brocchi	6	0	0	27	27	53:32.074	3:48.885	207w	2.876w/kg		
5	C. Modolin [INOX]	6	0	0	13	13	55:47.889	6:04.700	225w	3.319w/kg		
6	C. Scavo	6	0	0	10	10	56:24.130	6:40.941	184w	3.091w/kg		
5	TTI FREESTYLERS	6	0	0	244	244	51:19.786	1:36.597	231	3.00	34.06	16
6	LYNX ESRT	5	0	0	239	239	49:48.060	4.871	245	3.07	35.24	15
7	HISP CELTIBEROS	5	0	0	228	228	49:44.298	1.109	240	3.06	35.24	14
8	PROTECH VELO C	6	0	0	224	224	51:20.487	1:37.298	237	2.98	34.2	13
9	HERD OF BUCKING BRONCOS	6	0	0	223	223	50:56.851	1:13.662	256	3.06	34.38	12
10	SZ MODE	6	0	0	198	198	51:20.488	1:37.299	234	2.88	34.24	11
11	BELGIAN ZWIFT RIDERS RHINOS 7	6	0	0	153	153	49:50.433	7.244	234	3.02	35.24	10
12	REBELLION RACING	6	0	0	150	149	51:22.419	1:39.230	234	3.01	34.16	9
13	TEAM HULLE - KALIBER C.1	5	0	0	137	137	51:24.071	1:40.882	233	3.15	34.16	8
14	COALITION RAGE	4	0	0	130	130	50:56.299	1:13.110	232	2.76	34.45	7
15	HISP CARTAGINESES	5	0	0	121	121	49:43.746	0.557	201	2.84	35.24	6

Aab

#	TEAM	Riders	FAL	FTS	FIN	TOTAL	gap	AVG W	FTP Wkg	Avg Speed	Points	
1	TEAM INOX AAB	6	0	0	360	360	49:58.627		229	3.09	35.14	20
1	L. Centioni	6	0	0	70	70	49:58.627	26.583	234w	3.057w/kg		
2	M. Vanoni	6	0	0	65	65	50:56.002	1:23.958	235w	3.150w/kg		
3	S. Pierini	6	0	0	63	63	51:00.305	1:28.261	230w	3.167w/kg		
4	C. Gualano	6	0	0	58	58	52:04.705	2:32.661	218w	2.975w/kg		
5	F. Ravasi	6	0	0	53	53	52:06.234	2:34.190	256w	2.969w/kg		
6	R. Baroni	6	0	0	51	51	52:07.313	2:35.269	245w	2.987w/kg		
2	TFC MISFITS	6	0	0	338	338	49:57.068		247	3.13	35.17	19
3	PETA-Z PROMESAS	6	0	0	329	329	49:56.842		239	3.01	35.17	18
4	DBR RAINSTORM	6	0	0	270	270	49:47.445		271	3.20	35.24	17
5	SUNRISE RACING TEAM C GOTHENBURG	6	0	0	282	257	49:55.818		244	3.05	35.17	16
6	BACKPEDAL - LITTLE KOMERS	5	0	0	248	248	49:56.020		231	3.01	35.17	15
7	DINOS HABANERO	6	0	0	248	248	52:03.647	2:05.020	222	3.17	33.77	14
8	BMTR ZWIFT CLUB PANDAS	6	0	0	230	230	49:56.733		241	2.81	35.17	13
9	BELGIAN ZWIFT RIDERS RHINOS 8	6	0	0	245	226	49:32.044		230	3.18	35.46	12
10	ABR RAIDERS	5	0	0	201	201	51:10.228	1:11.801	221	3.08	34.27	11
11	WAHOO LE COL BADGERS	5	0	0	185	185	49:58.243		235	2.92	35.14	10
12	PTZ CTAVARES	5	0	0	137	137	54:36.698	4:38.071	224	3.09	32.15	9
13	TALENTFREI P/B BALDISO C1	4	0	0	122	122	53:25.791	3:27.164	232	2.92	32.87	8

Fire

#	TEAM	Riders	FAL	FTS	FIN	TOTAL	gap	AVG W	FTP Wkg	Avg Speed	Points	
1	CSVC ANGRY TURTLES	6	0	0	393	393	51:57.579		257	3.05	33.8	20
2	CSVC SLOTHS	6	0	0	363	363	51:59.549	1.970	241	3.13	33.73	19
3	ZWDL GRUS	6	0	0	357	357	51:59.881	2.302	220	3.15	33.73	18
4	BIKES FRANCE - TEAM CROCODILE	5	0	0	283	283	51:59.886	2.307	222	2.98	33.73	17
5	SZ VIDAR	5	0	0	274	274	51:59.542	1.963	248	2.82	33.66	16
6	HEXAGONE C - CRASH TEAM	5	0	0	266	266	51:56.571		209	2.85	33.84	15
7	TEAM INOX FIRE	6	0	0	248	248	51:59.617	2.038	199	2.79	33.73	14
1	M. Ottonelli	C	0	0	74	74	51:59.617	3.046	207w	2.786w/kg		
2	M. Caputo	C	0	0	59	59	53:45.311	1:48.740	216w	3.347w/kg		
3	M. Imola	C	0	0	46	46	56:41.616	4:45.045	201w	2.677w/kg		
4	A. Gabrieli	C	0	0	36	36	1h02:30.552	10:33.981	172w	2.356w/kg		
5	D. Tania	D	0	0	33	33	1h05:52.835	13:56.264	124w	2.470w/kg		
6	C. Fioravanti	D	0	0	0	0	43.000	0.000	201w	nullw/kg		
8	CYCLOHOLIC SPORT GRONINGEN	4	0	0	203	203	53:50.595	1:53.016	219	2.89	32.65	13
9	CCC RACING	3	0	0	135	135	54:01.790	2:04.211	219	2.75	32.47	12
10	PAINCAVESHEROES C7.0 BT	3	0	0	112	112	51:59.302	1.723	164	2.88	33.73	11
DNQ	SMCC <small>CODE 10</small>	2	0	0	110	75	52:00.299	3.728	242	2.70	33.73	0

Lol

#	TEAM	Riders	FAL	FTS	FIN	TOTAL	gap	AVG W	FTP Wkg	Avg Speed	Points	
1	HERD OF CENTAURS	6	0	0	403	403	59:49.819		201	2.27	29.27	20
2	TEAM INOX LOL	6	0	0	390	390	58:22.562		202	2.48	30.1	19
1	G. Gabrieli	D	0	0	79	79	58:22.562	14.852	236w	2.394w/kg		
2	M. Firmani	D	0	0	74	74	59:50.859	1:43.149	191w	2.506w/kg		
3	L. Pujia	D	0	0	68	68	1h00:23.744	2:16.034	200w	2.537w/kg		
4	M. Leti handbike	D	0	0	65	65	1h01:22.182	3:14.472	182w	2.483w/kg		
5	G. Albert	D	0	0	61	61	1h02:23.872	4:16.162	217w	2.617w/kg		
6	R. Santoni	D	0	0	43	43	1h10:12.597	12:04.887	143w	2.014w/kg		
3	TFC GHOST RIDERS	6	0	0	379	379	58:54.049		184	2.34	29.81	18
4	NTS ³ PROJECT SLOTH	6	0	0	374	374	58:07.710		196	2.24	30.1	17
5	ZWDL D-LUXE	5	0	0	267	267	59:36.947		164	2.31	29.48	16
6	HISP VANDALOS TEAM	6	0	0	257	257	58:29.617		184	2.31	30.02	15
7	SCANNELLATORI SERIALI DINAMO LOSCA	6	0	0	255	255	1h00:12.501	22.682	171	2.45	29.2	14
8	ESSEX ROADS IMG	4	0	0	178	178	1h07:15.511	7:25.692	157	2.14	26.06	13
DNQ	SWEDISH ZWIFT RACERS D2 <small>CODE 10</small>	1	0	0	71	71	1h00:11.752	2:04.042	203	2.54	29.2	0

Race #2: Glasgow Crit Circuit

November 21, 2023 (Points Race)

Elite

#	TEAM	Riders	FAL	FTS	FIN	TOTAL	gap	AVG W	FTP Wkg	Avg Speed	Points	
1	#LOVETILES AZUL	6	98	50	109	257	18:59.794	352	4.71	48.35	20	
2	ALPHA ERACING TEAM LIONS	6	85	18	119	222	18:57.030	354	4.81	48.46	19	
3	AHDR CC1	6	82	10	127	219	18:59.036	363	4.61	48.38	18	
4	GRANFONDOTEAM.BE	6	85	17	111	213	18:59.265	330	4.81	48.38	17	
5	ZU4R ACE	6	58	5	107	170	18:58.939	354	4.33	48.38	16	
6	VIRIATVS	6	28	1	117	146	18:59.247	356	4.69	48.38	15	
7	ZSUNSETTLED	6	17	35	90	142	19:00.647	0.853	346	4.39	48.31	14
8	FOUDRE VS	6	32	10	82	124	19:35.534	35.740	320	4.35	46.87	13
9	TEAM NL A // A2	6	11	0	81	92	19:00.698	0.904	330	4.48	48.31	12
10	TEAM INOX ELITE	6	0	0	83	83	19:14.307	14.513	354	5.03	47.74	11
1	A. Cerri [INOX]	A+	0	0	19	19	19:14.307	17.277	332w	5.209w/kg		
2	M. Critti	A	0	0	18	18	19:35.457	38.427	355w	4.581w/kg		
3	C. Carminat	A	0	0	17	17	19:36.548	39.518	302w	5.207w/kg		
4	F. Cisko	A+	0	0	15	15	20:19.614	1:22.584	427w	5.106w/kg		
5	A. Castrillón	A+	0	0	14	14	20:41.144	1:44.114	357w	5.299w/kg		
6	G. Ruiz Code 18	A+	0	0	7	0	21:03.379	2:06.349	350w	4.375w/kg		
11	BELGIAN ZWIFT RIDERS EAGLES 4	6	9	0	63	72	21:04.292	2:04.498	300	4.19	43.6	10

Dev

#	TEAM	Riders	FAL	FTS	FIN	TOTAL	gap	AVG W	FTP Wkg	Avg Speed	Points	
1	ECYCLING DENMARK B1	6	179	31	134	344	20:23.818	332	4.03	45.04	20	
2	INC XENOMORPH	6	94	22	143	259	20:21.398	321	3.80	45.11	19	
3	TEAM INOX DEV	6	83	15	114	212	20:21.877	297	3.83	45.11	18	
1	L. Buso	B	31	0	35	66	20:21.877	0.479	296w	3.918w/kg		
2	M. Tedesco	B	44	15	30	89	20:23.709	2.311	310w	3.900w/kg		
3	F. Pedersini	B	0	0	20	20	20:25.345	3.947	299w	3.986w/kg		
4	p. spadaro	C	0	0	15	15	22:06.118	1:44.720	283w	3.525w/kg		
5	S. Pezzato	B	8	0	14	22	22:09.045	1:47.647	271w	3.541w/kg		
6	L. Cuidi	B	0	0	0	0	3:31.000	0.000	199w	nullw/kg		
4	DZR ZEPHYRUS ZWIFTERS	6	75	5	111	191	20:25.162	1.344	299	4.03	44.96	17
5	THE BREAKS GRUPETTO	6	43	26	97	166	20:28.105	4.287	257	3.80	44.86	16
6	#EDDK - WANGKERS	5	59	9	81	149	20:24.365	0.547	296	3.64	45	15
7	BELGIAN ZWIFT RIDERS LIONS 19	6	15	35	89	139	20:26.417	2.599	299	3.77	44.93	14
8	FFWD B	6	2	3	103	108	20:23.715	277	3.74	45.04	13	
9	TEAM NL B // STEALTH	6	0	0	85	85	20:25.643	1.825	272	3.55	44.96	12
10	SICC B TEAM	6	0	0	79	79	22:06.404	1:42.586	272	3.61	41.54	11

Nightmare

#	TEAM	Riders	FAL	FTS	FIN	TOTAL	gap	AVG W	FTP Wkg	Avg Speed	Points	
1	WAHOO LE COL BLAZING BEASTS	6	129	31	111	271	20:34.652		279	3.92	44.64	20
2	GENERATION X BARRACUDAS	6	105	10	120	235	20:34.010		316	3.77	44.64	19
3	BELGIAN ZWIFT RIDERS LIONS 18	6	65	0	120	185	20:33.907		313	3.73	44.64	18
4	OUT MAMMA SCAN	6	42	28	99	169	20:35.154	0.502	284	3.61	44.6	17
5	BATH CC CAMDEN	6	51	10	95	156	20:35.446	0.794	302	3.93	44.6	16
6	KWCC B1 TEAM	6	38	0	120	141	20:34.951	0.299	324	3.98	44.6	15
7	TEAM INOX NIGHTMARE	6	31	38	59	128	21:45.296	1:10.644	279	3.56	42.23	14
1	G. Donetti	B	5	3	16	24	21:45.296	1:11.389	279w	3.644wkg		
2	M. Dalla Rosa	B	0	0	16	16	21:45.415	1:11.508	260w	3.919wkg		
3	P. Pants	B	26	10	13	49	22:11.132	1:37.225	303w	3.349wkg		
4	C. Tanghetti	B	0	0	8	8	23:47.796	3:13.689	272w	3.325wkg		
5	L. DEGRE	B	0	25	6	31	30:38.526	10:04.619	141w	2.230wkg		
6	R. Crescini	B	0	0	0	0	33.000	0.000	93w	nullwkg		
8	SUNRISE RACING TEAM B LAGOM	6	17	21	87	125	20:35.600	0.948	290	3.63	44.6	13
9	ALL PAIN NO GAIN	6	9	0	94	103	20:34.584		299	3.68	44.64	12
10	BACKPEDAL - B1	6	28	7	67	102	20:35.621	0.969	283	3.62	44.6	11
11	CTZ B	6	17	1	74	92	20:34.891	0.239	295	3.66	44.6	10
12	KAPTEIN CYCLING CLUB	5	17	0	54	71	20:56.114	21.462	282	3.38	43.88	9
13	ZTPL.CC B-LACK HORSES ACADEMY	3	1	0	36	37	22:14.147	1:39.495	292	3.67	41.29	8

Madness

#	TEAM	Riders	FAL	FTS	FIN	TOTAL	gap	AVG W	FTP Wkg	Avg Speed	Points	
1	DE DIJLE VEGERS	6	129	28	118	275	20:51.914		320	3.81	44.03	20
2	PETA-Z 7	6	83	30	122	235	20:51.276		277	3.49	44.03	19
3	WLBB B1	6	59	20	112	191	20:54.733	2.819	290	3.67	43.92	18
4	ENGARDE	6	69	12	108	189	20:53.327	1.413	293	3.71	43.96	17
5	TEAM ITALY - GHOST	6	81	6	99	186	20:54.770	2.856	275	3.78	43.92	16
6	VIRTUSLO THESTROJ	6	49	10	126	185	20:52.644	0.730	299	3.75	43.99	15
7	EVO VORTEX 4	6	52	24	97	173	20:53.782	1.868	275	3.61	43.96	14
8	CRYO-GEN GALIBIER	6	15	7	105	127	20:54.304	2.390	274	3.58	43.92	13
9	AVC GREYFIGHTER	6	13	9	85	107	21:48.999	57.085	297	3.34	42.08	12
10	TEAM INOX MADNESS	5	0	0	60	60	22:31.814	1:39.900	247	3.60	40.75	11
1	D. La Porta	B	0	0	14	14	22:31.814	1:40.538	283w	3.516wkg		
2	S. Johnston	B	0	0	14	14	22:52.431	2:01.155	255w	3.755wkg		
3	A. ERBA	B	0	0	13	13	22:59.714	2:08.438	244w	3.632wkg		
4	D. Facchin	C	0	0	10	10	24:39.152	3:47.876	205w	3.503wkg		
5	S. Bortolot	C	0	0	9	9	27:04.733	6:13.457	208w	2.526wkg		
11	ZWIFTY PANTHERS	3	0	0	32	32	23:07.930	2:16.016	261	3.27	39.71	10

Pro

#	TEAM	Riders	FAL	FTS	FIN	TOTAL	gap	AVG W	FTP Wkg	Avg Speed	Points	
1	AVC WHITEHORN	6	138	6	95	239	22:00.153		250	3.27	41.72	20
2	TEAM INOX PRO	6	56	11	106	173	21:59.595		257	3.38	41.76	19
1	M. Bellabarba	C	8	0	35	43	21:59.595	0.034	319w	3.294w/kg		
2	F. Ravasi	C	39	10	19	68	22:01.913	2.352	279w	3.168w/kg		
3	A. Brocchi	C	0	0	17	17	22:15.373	15.812	225w	3.203w/kg		
4	R. FIORE	C	9	0	16	25	22:29.556	29.995	204w	3.856w/kg		
5	J. Pierre	C	0	0	15	15	22:45.348	45.787	297w	3.054w/kg		
6	A. Nisini	C	0	1	4	5	25:44.904	3:45.343	183w	2.580w/kg		
3	HISP CELTIBEROS	6	58	1	109	168	22:00.220	0.067	262	3.14	41.72	18
4	WLBB CRAZY BEER	6	52	29	76	157	22:01.485	1.332	248	3.03	41.69	17
5	ON THE RIVET CRANKERS	5	39	32	76	147	22:00.317	0.164	224	3.24	41.72	16
6	HERD OF BUCKING BRONCOS	6	44	12	88	144	22:00.543	0.390	273	3.10	41.72	15
7	SZ MODE	6	34	37	70	141	22:00.606	0.453	249	2.81	41.72	14
8	LYNX ESRT	4	34	0	88	122	21:59.561		241	3.09	41.76	13
9	COALITION RAGE	6	42	15	65	122	22:06.545	6.392	245	3.00	41.54	12
10	TTI FREESTYLERS	5	23	0	81	104	22:00.371	0.218	252	2.95	41.72	11
11	REBELLION RACING	6	18	3	82	101	21:59.671		249	3.29	41.76	10
12	PROTECH VELO C	6	7	0	93	88	22:00.499	0.346	261	3.22	41.72	9
13	BELGIAN ZWIFT RIDERS RHINOS 7	6	5	0	84	82	22:00.348	0.195	264	3.11	41.72	8
14	HISP CARTAGINESES	5	0	0	43	43	23:22.993	1:22.840	224	2.94	39.31	7
15	TEAM HULLE - KALIBER C.1	4	0	0	22	22	24:13.619	2:13.466	241	2.99	37.91	6

Aab

#	TEAM	Riders	FAL	FTS	FIN	TOTAL	gap	AVG W	FTP Wkg	Avg Speed	Points	
1	WAHOO LE COL BADGERS	6	75	5	115	195	21:49.571		269	3.17	42.08	20
2	PETA-Z PROMESAS	6	71	26	97	194	21:49.786	0.215	266	3.09	42.08	19
3	ABR RAIDERS	4	87	11	80	178	21:51.094	1.523	256	3.23	42.01	18
4	BACKPEDAL - LITTLE KOMERS	6	52	9	99	160	21:49.782	0.211	268	3.00	42.08	17
5	BMTR ZWIFT CLUB PANDAS	6	66	16	77	159	22:10.292	20.721	251	2.91	41.44	16
6	TEAM INOX AAB	6	27	28	103	158	22:34.505	44.934	258	3.20	40.68	15
1	S. Pierini	C	0	0	19	19	22:34.505	44.934	242w	3.167w/kg		
2	M. Vanoni	C	1	0	19	20	22:35.409	45.838	264w	3.273w/kg		
3	R. Baroni	C	0	0	18	18	22:50.753	1:01.182	281w	3.239w/kg		
4	C. Gualano	C	8	3	17	28	22:54.994	1:05.423	245w	3.113w/kg		
5	L. Centioni	C	18	25	16	59	23:03.623	1:14.052	224w	2.862w/kg		
6	M. Ottonelli	C	0	0	14	14	23:28.161	1:38.590	228w	2.991w/kg		
7	DBR RAINSTORM	6	54	6	98	158	21:50.265	0.694	279	3.22	42.05	14
8	TFC MISFITS	6	32	1	112	145	21:50.241	0.670	269	3.01	42.05	13
9	DINOS HABANERO	5	11	41	60	112	23:28.181	1:38.610	223	3.01	39.13	12
10	SUNRISE RACING TEAM C GOTHENBURG	6	29	3	98	111	21:51.229	1.658	261	3.21	42.01	11
11	BELGIAN ZWIFT RIDERS RHINOS 8	6	29	0	66	95	22:06.896	17.325	262	2.83	41.51	10
12	PTZ GTAVARES	5	0	0	77	77	22:38.610	49.039	260	3.17	40.57	9
13	TALENTFREI P/B BALDISO C1	6	6	0	59	65	21:51.326	1.755	265	3.23	42.01	8

Fire

#	TEAM	Riders	FAL	FTS	FIN	TOTAL	gap	AVG W	FTP Wkg	Avg Speed	Points	
1	CSVC SLOTHS	6	166	59	144	369	22:42.810		264	3.20	40.43	20
2	CSVC ANGRY TURTLES	6	144	57	121	322	22:42.919	0.109	267	3.10	40.43	19
3	SMCC	5	68	12	99	179	22:42.706		259	2.97	40.43	18
4	BIKES FRANCE - TEAM CROCODILE	5	60	0	89	149	22:43.007	0.197	241	3.12	40.43	17
5	LCC C-TEAM	5	51	10	84	145	22:43.102	0.292	244	2.99	40.43	16
6	CYCLOHOLIC SPORT GRONINGEN	5	44	3	90	137	22:43.146	0.336	254	3.15	40.43	15
7	ZWDL GRUS	6	17	1	107	125	22:43.701	0.891	228	3.21	40.39	14
8	TEAM INOX FIRE	5	0	4	81	85	23:04.493	21.683	257	2.91	39.82	13
1	N. Mancini	C	0	4	19	23	23:04.493	21.787	247w	3.214wkg		
2	M. Imola	C	0	0	19	19	23:04.561	21.855	237w	2.936wkg		
3	M. Amplatz	C	0	0	17	17	23:12.875	30.169	277w	2.805wkg		
4	G. Albert	C	0	0	15	15	24:42.118	1:59.412	266w	2.666wkg		
5	L. Pujia	C	0	0	11	11	28:06.302	5:23.596	200w	2.244wkg		
9	HEXAGONE C - CRASH TEAM	4	0	0	68	68	23:03.600	20.790	235	3.09	39.85	12
10	SZ VIDAR	5	0	0	58	58	23:27.786	44.976	253	2.88	39.13	11
11	CCC RACING	4	0	0	55	55	23:27.444	44.634	226	2.68	39.17	10
DNQ	PAINCAVESHEROES C7.0 BT CODE 10	1	0	0	20	20	23:01.618	18.912	278	3.26	39.89	0

Lol

#	TEAM	Riders	FAL	FTS	FIN	TOTAL	gap	AVG W	FTP Wkg	Avg Speed	Points	
1	HERD OF CENTAURS	6	156	47	125	328	25:24.176		210	2.36	36.14	20
2	TFC GHOST RIDERS	6	138	39	131	308	24:58.988		223	2.37	36.76	19
3	HISP VANDALOS TEAM	5	124	17	127	268	24:56.464		215	2.42	36.83	18
4	TEAM INOX LOL	5	73	22	103	198	25:29.186	5.010	221	2.57	36.04	17
1	R. Sambo	D	49	5	26	80	25:29.186	32.722	245w	2.664wkg		
2	M. Firmani	D	8	0	24	32	25:42.637	46.173	218w	2.636wkg		
3	G. Gabriell	D	14	17	20	51	26:08.706	1:12.242	254w	2.499wkg		
4	C. Fioravanti	D	2	0	19	21	26:41.888	1:45.424	165w	2.494wkg		
5	R. Santoni	D	0	0	14	14	31:14.656	6:18.192	145w	1.925wkg		
5	NTS' PROJECT SLOTH	5	58	21	103	182	25:23.772		208	2.34	36.14	16
6	SCANNELLATORI SERIALI DINAMO LOSCA	6	0	0	103	103	26:17.202	53.026	198	2.44	34.92	15
7	ZWDL D-LUXE	6	0	0	95	95	27:08.222	1:44.046	162	2.37	33.84	14
8	ESSEX ROADS IMG	4	1	0	67	68	26:42.798	1:18.622	183	2.26	34.38	13

Race #3: Watopia's Waistband

November 28, 2023 (TTT)

Elite

#	TEAM	Riders	S1	S2	S3	gap	AVG W	FTP Wkg	Avg Speed	Points	
1	#LOVETILES AZUL	6	09:23	19:12	26:31	34:09.604	350	4.79	48.82	20	
2	AHDR CCI	6	09:33	19:22	26:59	34:31.927	22.323	346	4.56	48.24	19
3	ALPHA ERACING TEAM LIONS	6	09:26	19:26	26:55	34:41.662	32.058	314	4.98	48.02	18
4	ZU4R ACE	6	09:36	19:28	27:08	34:51.432	41.828	348	4.39	47.74	17
5	VIRIATVS	6	09:33	19:31	27:19	35:04.274	54.670	343	4.71	47.45	16
6	TEAM INOX ELITE	6	09:53	19:58	27:40	35:25.130	1:15.526	325	4.43	47.05	15
1	A. Castrillón	A+				35:25.034	1:15.809	312w	4.691wkg		
2	F. Cisko	A+				35:25.048	1:15.823	378w	4.679wkg		
3	D. Bozzoli	A				35:25.116	1:15.891	293w	4.121wkg		
4	M. Gritti	A				35:25.130	1:15.905	317w	4.229wkg		
5	G. Ruiz	A+				35:26.202	1:16.977	362w	4.638wkg		
6	A. Cerri [INOX]	A+				36:55.353	2:46.128	294w	4.908wkg		
7	ZSUNSETTLED	6	09:57	19:59	27:51	35:33.126	1:23.522	313	4.36	46.87	14
8	TEAM NL A // A2	6	09:43	19:55	27:48	35:49.167	1:39.563	303	4.43	46.48	13
9	FOUDRE VS	5	10:02	20:25	28:05	36:01.107	1:51.503	315	4.30	46.22	12
10	BELGIAN ZWIFT RIDERS EAGLES 4	6	09:59	20:29	28:19	36:13.610	2:04.006	321	4.51	45.94	11
11	GRANFONDOTEAM.BE	5	10:25	21:12	29:11	37:17.222	3:07.618	293	4.15	44.68	10

Dev

#	TEAM	Riders	S1	S2	S3	gap	AVG W	FTP Wkg	Avg Speed	Points	
1	ECYCLING DENMARK B1	6	10:05	20:29	28:32	36:26.788	321	3.99	45.65	10	
2	#EDDK - WANGKERS	6	10:01	20:36	28:31	36:30.041	3.253	351	3.84	45.61	19
3	TEAM INOX DEV	4	10:15	20:55	29:02	37:08.801	42.013	301	3.98	44.89	18
1	M. Tedesco	B				37:07.065	40.652	304w	3.875wkg		
2	p. spadaro	B				37:07.907	41.494	316w	4.075wkg		
3	F. Pedersini	B				37:08.318	41.905	298w	4.104wkg		
4	S. Pezzato	B				37:08.801	42.388	285w	3.852wkg		
4	DZR ZEPHYRUS ZWIFTERS	6	10:09	20:42	28:52	37:13.106	46.318	290	3.83	44.78	17
5	INC XENOMORPH	4	10:32	21:26	29:48	38:19.107	1:52.319	288	3.63	43.52	16
6	BELGIAN ZWIFT RIDERS LIONS 19	6	10:42	21:44	30:06	38:36.145	2:09.357	296	3.78	43.16	15
7	THE BREAKS GRUPETTO	6	10:50	21:59	30:32	38:59.204	2:32.416	240	3.46	42.7	14
8	SICC B TEAM	4	10:51	22:12	30:49	39:07.050	2:40.262	264	3.41	42.55	13
9	TEAM NL B // STEALTH	6	10:54	22:04	30:37	39:12.112	2:45.324	257	3.54	42.52	12
10	FFWD B	5	10:49	21:57	31:16	40:11.113	3:44.325	255	3.60	41.47	11

Nightmare

#	TEAM	Riders	S1	S2	S3	gap	AVG W	FTP Wkg	Avg Speed	Points	
1	WAHOO LE COL BLAZING BEASTS	6	10:10	20:48	29:00	37:16.715		280	3.95	44.64	20
2	BATH CC CAMDEN	6	10:24	21:06	29:13	37:19.759	3.044	298	3.85	44.64	19
3	BACKPEDAL - B1	6	10:21	21:13	29:28	37:32.185	15.470	270	3.61	44.42	18
4	OUT MAMMA SCAN	5	10:33	21:25	29:43	38:02.526	45.811	293	3.62	43.74	17
5	GENERATION X BARRACUDAS	6	10:35	21:31	29:55	38:11.266	54.551	298	3.58	43.63	16
6	CTZ B	6	10:43	21:49	30:02	38:20.323	1:03.608	275	3.67	43.49	15
7	KWCC B1 TEAM	5	10:52	21:53	30:18	38:34.787	1:18.072	262	3.60	43.24	14
8	ALL PAIN NO GAIN	6	11:00	22:09	30:42	38:57.753	1:41.038	291	3.62	42.73	13
9	TEAM INOX NIGHTMARE	5	10:47	21:53	30:22	38:58.176	1:41.461	253	3.61	42.7	12
1	L. DEGRE	B				38:57.017	1:40.704	217w	3.215wkg		
2	G. Donetti	B				38:57.560	1:41.247	287w	3.800wkg		
3	M. Dalla Rosa	B				38:57.565	1:41.252	245w	3.800wkg		
4	R. Crescini	B				38:58.176	1:41.863	264w	3.624wkg		
5	D. La Porta	B				39:43.785	2:27.472	270w	3.430wkg		
10	ZTPL CC B-LACK HORSES ACADEMY	6	10:53	22:01	30:35	39:00.399	1:43.684	284	3.55	42.66	11
11	KAPTEIN CYCLING CLUB	6	10:48	21:54	30:29	39:02.871	1:46.156	287	3.63	42.62	10
12	BELGIAN ZWIFT RIDERS LIONS 18	6	10:57	22:17	31:00	39:30.271	2:13.556	272	3.60	42.12	9
13	SUNRISE RACING TEAM B LAGOM	6	10:49	22:18	31:03	39:35.366	2:18.651	265	3.47	42.12	8

Madness

non ha partecipato

#	TEAM	Riders	S1	S2	S3	gap	AVG W	FTP Wkg	Avg Speed	Points	
1	DE DIJLE VEGERS	6	10:37	21:13	29:21	37:29.690		315	3.79	44.46	20
2	PETA-Z 7	6	10:30	21:30	29:44	37:52.348	22.658	264	3.51	43.96	19
3	TEAM ITALY - GHOST	6	10:47	21:48	30:07	38:10.017	40.327	249	3.69	43.63	18
4	WLBB B1	6	10:28	21:36	29:57	38:17.684	47.994	279	3.56	43.52	17
5	ENGARDE	6	10:34	21:45	30:04	38:17.744	48.054	269	3.66	43.52	16
6	VIRTUSLO THESTROJ	6	10:46	21:48	30:08	38:20.434	50.744	281	3.43	43.49	15
7	AVC GREYFIGHTER	6	10:47	21:59	30:33	38:56.916	1:27.226	287	3.29	42.73	14
8	CRYO-GEN GALIBIER	4	10:54	22:13	30:44	39:16.135	1:46.445	257	3.41	42.48	13
9	EVO VORTEX 4	5	10:56	22:26	31:07	39:43.389	2:13.699	255	3.18	41.9	12

Pro

#	TEAM	Riders	S1	S2	S3	gap	AVG W	FTP Wkg	Avg Speed	Points	
1	LYNX ESRT	5	11:04	22:39	31:23	40:07.559		264	3.09	41.58	20
2	AVC WHITEHORN	6	10:58	22:42	31:25	40:14.254	6.695	241	2.93	41.4	19
3	HISP CELTIBEROS	6	11:04	22:47	31:35	40:28.394	20.835	243	3.00	41.18	18
4	ON THE RIVET CRANKERS	6	11:03	22:40	31:42	40:29.655	22.096	251	2.92	41.11	17
5	TTI FREESTYLERS	6	11:14	22:56	31:45	40:35.015	27.456	233	3.02	41	16
6	BELGIAN ZWIFT RIDERS RHINOS 7	6	11:07	22:58	31:54	40:43.131	35.572	258	3.17	40.93	15
7	TEAM INOX PRO	6	11:10	22:59	32:02	40:43.240	35.681	253	2.92	40.86	14
1	C. Pisacane	C				40:42.380	35.604	230w	2.913wkg		
2	M. Bellabarba	C				40:42.438	35.662	280w	2.974wkg		
3	J. Pierre	C				40:43.222	36.446	287w	2.969wkg		
4	A. Nisini	C				40:43.240	36.464	216w	2.811wkg		
5	A. Brocchi	C				40:56.342	49.566	211w	2.890wkg		
6	F. Ravasi	C				41:12.398	1:05.622	251w	2.836wkg		
8	HERD OF BUCKING BRONCOS	6	11:15	23:05	32:01	40:44.606	37.047	267	2.97	40.9	13
9	WLBB CRAZY BEER	5	11:14	23:05	32:06	41:07.218	59.659	232	3.02	40.5	12
10	SZ MODE	6	11:43	23:42	32:34	41:42.047	1:34.488	221	2.68	39.96	11
11	REBELLION RACING	5	11:31	23:38	32:56	41:58.141	1:50.582	235	2.97	39.67	10
12	TEAM HULLE - KALIBER C.1	4	11:43	23:58	33:12	42:24.464	2:16.905	255	3.05	39.31	9
13	HISP CARTAGINESES	6	11:34	24:10	33:21	42:37.284	2:29.725	210	2.79	39.06	8
14	COALITION RAGE	4	11:50	24:12	33:34	43:02.995	2:55.436	237	2.73	38.66	7
15	PROTECH VELO C	4	12:06	24:59	34:30	43:37.785	3:30.226	222	2.90	38.2	6

Aab

#	TEAM	Riders	S1	S2	S3	gap	AVG W	FTP Wkg	Avg Speed	Points	
1	PETA-Z PROMESAS	6	10:56	22:40	31:23	40:09.006		258	2.98	41.51	20
2	BACKPEDAL - LITTLE KOMERS	5	11:13	22:44	31:36	40:27.003	17.997	264	2.95	41.15	19
3	TFC MISFITS	6	11:07	22:45	31:39	40:31.624	22.618	250	3.05	41.08	18
4	TEAM INOX AAB	6	10:51	22:49	31:36	40:34.444	25.438	238	3.31	41	17
1	R. Baroni	C				40:33.282	25.529	277w	3.118wkg		
2	R. Fiore	C				40:33.449	25.696	196w	3.781wkg		
3	S. Pierini	C				40:33.912	26.159	233w	3.064wkg		
4	L. Centioni	C				40:34.444	26.691	245w	3.276wkg		
5	M. Amplatz	C				46:51.536	6:43.783	219w	2.845wkg		
6	M. Vanoni	C				46:57.525	6:49.772	204w	2.917wkg		
5	DBR RAINSTORM	6	11:18	23:11	32:08	40:59.540	50.534	268	3.03	40.61	16
6	BMTR ZWIFT CLUB PANDAS	6	11:29	23:32	32:26	41:09.760	1:00.754	236	2.92	40.5	15
7	DINOS HABANERO	6	11:10	23:02	32:13	41:20.229	1:11.223	235	3.09	40.32	14
8	ABR RAIDERS	5	11:32	23:31	32:39	41:45.463	1:36.457	232	2.94	39.89	13
9	TALENTFREI P/B BALDISO C1	6	11:30	23:22	32:41	41:50.151	1:41.145	243	2.79	39.78	12
10	SUNRISE RACING TEAM C GOTHENBURG	5	11:11	23:13	32:36	42:01.786	1:52.780	245	2.81	39.6	11
11	WAHOO LE COL BADGERS	6	11:23	23:39	33:03	42:23.496	2:14.490	239	2.94	39.35	10
12	PTZ GTAVARES	6	11:33	24:10	33:38	42:25.506	2:16.500	223	2.84	39.28	9
13	BELGIAN ZWIFT RIDERS RHINOS 8	6	11:42	24:08	33:34	42:56.438	2:47.432	247	2.79	38.77	8

Fire

#	TEAM	Riders	S1	S2	S3	gap	AVG W	FTP Wkg	Avg Speed	Points	
1	CSVC SLOTHS	6	11:11	22:39	31:18	40:06.673		250	3.00	41.58	20
2	SMCC	4	11:12	22:55	31:42	40:33.077	26.404	268	3.09	41.08	19
3	CSVC ANGRY TURTLES	6	11:10	22:53	31:57	40:56.691	50.018	265	3.03	40.64	18
4	ZWDL GRUS	6	11:26	23:33	32:35	41:24.635	1:17.962	228	2.89	40.25	17
5	LCC C-TEAM	4	12:02	24:21	33:22	42:13.368	2:06.695	247	2.87	39.42	16
6	BIKES FRANCE - TEAM CROCODILE	6	11:45	23:59	33:18	42:18.764	2:12.091	222	2.94	39.35	15
7	TEAM INOX FIRE	6	11:34	23:49	33:07	42:29.456	2:22.783	245	3.05	39.24	14
1	A. Jones	C				42:27.536	2:22.632	251w	3.288wkg		
2	C. Modolin [INOX]	C				42:28.842	2:23.938	244w	3.268wkg		
3	N. Mancini	C				42:29.152	2:24.248	223w	2.943wkg		
4	G. Albert	C				42:29.456	2:24.552	262w	2.705wkg		
5	D. Tania	B				51:19.926	1:15.022	121w	2.337wkg		
6	M. Ottonelli	C				42:29.000	2:24.096	168w	nullwkg		
8	SZ VIDAR	5	11:58	24:25	33:44	43:01.007	2:54.334	237	2.57	38.77	13
9	HEXAGONE C - CRASH TEAM	4	12:14	24:26	33:47	43:06.014	2:59.341	189	2.79	38.66	12
10	CYCLOHOLIC SPORT GRONINGEN	4	13:20	26:58	37:00	47:02.405	6:55.732	199	2.50	35.46	11
11	CCC RACING	4	12:37	26:11	36:42	47:09.288	7:02.615	175	2.34	35.35	10

Lol

#	TEAM	Riders	S1	S2	S3	gap	AVG W	FTP Wkg	Avg Speed	Points	
1	TEAM INOX LOL	6	12:11	25:05	34:46	44:22.918		229	2.55	37.51	10
1	M. Magni	Code 7 B				44:22.046	0.000	208w	2.736wkg		
2	G. Gabrielli	B				44:22.304	0.000	263w	2.546wkg		
3	R. Sambo	B				44:22.458	0.154	240w	2.492wkg		
4	M. Firmani	B				44:22.918	0.614	203w	2.434wkg		
5	C. Fioravanti	B				47:25.101	3:02.797	154w	2.583wkg		
6	M. Leti handbike	B				48:16.157	3:53.853	185w	2.407wkg		
2	HERD OF CENTAURS	6	12:15	25:00	34:53	44:38.043	15.125	220	2.36	37.37	19
3	NTS' PROJECT SLOTH	5	12:34	25:48	35:47	45:29.882	1:06.964	199	2.21	36.58	18
4	TFC GHOST RIDERS	5	12:22	25:14	35:28	45:38.690	1:15.772	202	2.31	36.54	17
5	HISP VANDALOS TEAM	4	12:57	26:29	36:42	46:54.666	2:31.748	188	2.21	35.5	16
6	ZWDL D-LUXE	5	12:50	26:39	37:00	47:19.600	2:56.682	146	2.30	35.24	15
7	SCANNELLATORI SERIALI DINAMO LOSCA	4	13:05	26:56	37:16	47:44.945	3:22.027	174	2.18	34.88	14
DNQ	ESSEX ROADS IMG	3	DNF	DNF	DNF			176	2.00	0	0

Race #4: Suki's Playground

December 5, 2023 (Scratch Race)



Elite

#	TEAM	Riders	FAL	FTS	FIN	TOTAL	gap	AVG W	FTP Wkg	Avg Speed	Points	
1	ALPHA ERACING TEAM LIONS	6	0	0	387	387	48:12.037	310	4.23	45.83	20	
2	AHDR CC1	6	0	0	353	353	48:12.619	0.582	309	4.29	45.83	19
3	#LOVETILES AZUL	6	0	0	327	327	48:11.745		340	4.45	45.86	18
4	ZU4R ACE	6	0	0	321	321	48:12.695	0.658	316	3.97	45.83	17
5	VIRIATVS	5	0	0	310	310	48:12.251	0.214	315	4.35	45.83	16
6	TEAM NL A // A2	6	0	0	274	274	48:15.403	3.366	301	4.35	45.79	15
7	ZSUNSETTLED	6	0	0	260	260	48:14.688	2.651	324	4.14	45.79	14
8	FOUDRE VS	6	0	0	235	235	48:12.384	0.347	271	4.02	45.83	13
9	GRANFONDOTEAM.BE	6	0	0	227	227	48:12.964	0.927	301	4.26	45.83	12
10	BELGIAN ZWIFT RIDERS EAGLES 4	5	0	0	175	175	48:12.991	0.954	282	4.07	45.83	11
11	TEAM INOX ELITE	3	0	0	95	95	48:13.432	1.395	325	4.68	45.83	10
1	F. Clisko	A+	0	0	65	65	48:13.432	1.687	398W	4.809Wkg		
2	M. Bonometti	A	0	0	30	30	52:41.891	4:30.146	260W	4.554Wkg		
3	D. Bozzoli	A	0	0	0	0	27:35.000	0.000	317W	nullWkg		

Dev

#	TEAM	Riders	FAL	FTS	FIN	TOTAL	gap	AVG W	FTP Wkg	Avg Speed	Points	
1	ECYCLING DENMARK B1	6	0	0	392	392	52:46.039		280	3.59	41.87	20
2	#EDDK - WANGKERS	6	0	0	364	364	52:20.433		299	3.65	42.23	19
3	DZR ZEPHYRUS ZWIFTERS	6	0	0	354	354	53:38.421	52.382	265	3.64	41.18	18
4	BELGIAN ZWIFT RIDERS LIONS 19	6	0	0	303	303	53:38.457	52.418	268	3.56	41.18	17
5	INC XENOMORPH	5	0	0	278	278	52:36.893		283	3.58	42.01	16
6	TEAM INOX DEV	5	0	0	263	263	53:33.599	47.560	266	3.60	41.26	15
1	L. Buso	B	0	0	74	74	53:33.599	1:13.166	262W	3.630Wkg		
2	p. spadaro	B	0	0	73	73	53:34.569	1:14.136	265W	3.500Wkg		
3	S. Pezzato	B	0	0	60	60	53:39.427	1:18.994	269W	3.657Wkg		
4	L. Galdi	B	0	0	56	56	53:39.858	1:19.425	268W	3.595Wkg		
5	F. Pedersini	B	0	0	0	0	11:18.000	0.000	235W	nullWkg		
7	THE BREAKS GRUPETTO	6	0	0	241	241	53:38.545	52.506	244	3.52	41.18	14
8	SICC B TEAM	5	0	0	211	211	54:48.102	2:02.063	247	3.55	40.32	13
9	FFWD B	4	0	0	202	202	53:38.981	52.942	251	3.46	41.18	12
10	TEAM NL B // STEALTH	4	0	0	167	167	53:55.237	1:09.198	249	3.42	40.97	11

Nightmare

#	TEAM	Riders	FAL	FTS	FIN	TOTAL	gap	AVG W	FTP Wkg	Avg Speed	Points	
1	WAHOO LE COL BLAZING BEASTS	6	0	0	399	399	52:24.613	286	3.70	42.16	20	
2	OUT MAMMA SCAN	6	0	0	371	371	52:27.381	2.768	271	3.58	42.12	19
3	KWCC B1 TEAM	6	0	0	285	285	52:29.414	4.801	266	3.64	42.08	18
4	SUNRISE RACING TEAM B LAGOM	6	0	0	277	277	52:27.396	2.783	264	3.47	42.12	17
5	BATH CC CAMDEN	6	0	0	275	275	52:28.318	3.705	285	3.86	42.12	16
6	BACKPEDAL - B1	6	0	0	271	271	52:28.309	3.696	254	3.57	42.12	15
7	GENERATION X BARRACUDAS	5	0	0	244	244	52:28.520	3.907	279	3.45	42.12	14
8	BELGIAN ZWIFT RIDERS LIONS 18	6	0	0	220	220	52:28.185	3.572	284	3.55	42.12	13
9	CTZ B	5	0	0	213	213	52:28.245	3.632	275	3.56	42.12	12
10	TEAM INOX NIGHTMARE	6	0	0	182	182	53:07.683	43.070	244	3.57	41.58	11
1	 C. Tanghetti	B	0	0	54	54	53:07.683	43.070	275w	3.672wkg		
2	 G. Donetti	B	0	0	49	49	54:03.432	1:38.819	280w	3.826wkg		
3	 A. ERBA	B	0	0	34	34	55:17.289	2:52.676	231w	3.640wkg		
4	 L. DEGRE	B	0	0	24	24	57:25.759	5:01.146	191w	3.162wkg		
5	 D. La Porta	B	0	0	21	21	57:26.983	5:02.370	259w	3.541wkg		
6	 R. Crescini	B	0	0	0	0	18:23.000	0.000	233w	nullwkg		
11	ALL PAIN NO GAIN	4	0	0	170	170	52:27.632	3.019	253	3.44	42.12	10
12	ZTPL.CC B-LACK HORSES ACADEMY	5	0	0	162	162	53:19.490	54.877	283	3.59	41.44	9

Madness

non ha partecipato

#	TEAM	Riders	FAL	FTS	FIN	TOTAL	gap	AVG W	FTP Wkg	Avg Speed	Points	
1	DE DIJLE VEGERS	6	0	0	397	397	54:50.482	263	3.44	40.28	20	
2	VIRTUSLO THESTROJ	6	0	0	369	369	54:49.496	265	3.21	40.32	19	
3	TEAM ITALY - GHOST	6	0	0	341	341	54:50.435	252	3.43	40.28	18	
4	PETA-Z 7	6	0	0	340	340	54:55.502	5.020	240	3.15	40.21	17
5	ENGARDE	6	0	0	328	328	54:50.659	0.177	240	3.34	40.28	16
6	EVO VORTEX 4	6	0	0	318	298	54:55.270	4.788	237	3.33	40.25	15
7	AVC GREYFIGHTER	6	0	0	275	275	54:58.928	8.446	259	3.30	40.18	14
8	WLBB B1	4	0	0	219	219	54:55.759	5.277	259	3.33	40.21	13
9	CRYO-GEN GALIBIER	4	0	0	188	188	55:07.837	17.355	211	2.92	40.07	12

Pro

#	TEAM	Riders	FAL	FTS	FIN	TOTAL	gap	AVG W	FTP Wkg	Avg Speed	Points	
1	TEAM INOX PRO	6	0	0	353	353	56:25.630		217	3.02	39.17	20
1	C. Pisacane	C	0	0	80	80	56:25.630	0.000	222w	2.975wkg		
2	M. Bellabarba	C	0	0	78	78	56:25.791	0.161	275w	2.943wkg		
3	R. FIORE	C	0	0	73	73	56:26.006	0.376	177w	3.483wkg		
4	A. Nisini	C	0	0	63	63	56:27.902	2.272	193w	2.670wkg		
5	M. Vanoni	C	0	0	59	59	56:30.110	4.480	243w	3.163wkg		
6	S. Caffarri	C	0	0	0	0	41:55.000	0.000	220w	nullwkg		
2	AVC WHITEHORN	6	0	0	311	311	56:26.438	0.808	222	3.11	39.17	19
3	LYNX ESRT	6	0	0	288	288	56:25.881	0.251	234	3.08	39.17	18
4	ON THE RIVET CRANKERS	6	0	0	282	282	56:26.925	1.295	228	3.07	39.13	17
5	SZ MODE	6	0	0	260	260	56:26.830	1.200	240	2.91	39.13	16
6	WLBB CRAZY BEER	6	0	0	241	241	56:26.838	1.208	231	2.97	39.13	15
7	HERD OF BUCKING BRONCOS	6	0	0	236	236	56:25.827	0.197	255	2.97	39.17	14
8	TTI FREESTYLERS	6	0	0	223	223	56:25.760	0.130	234	2.94	39.17	13
9	HISP CELTIBEROS	5	0	0	219	219	56:25.930	0.300	229	2.89	39.17	12
10	BELGIAN ZWIFT RIDERS RHINOS 7	6	0	0	215	215	56:29.328	3.698	257	3.13	39.13	11
11	COALITION RAGE	5	0	0	190	190	56:25.903	0.273	230	2.88	39.17	10
12	PROTECH VELO C	6	0	0	189	189	56:26.636	1.006	235	3.00	39.13	9
13	TEAM HULLE - KALIBER C.1	5	0	0	94	94	57:28.109	1:02.479	237	3.05	38.45	8
14	HISP CARTAGINESES	4	0	0	92	92	56:46.257	20.627	201	2.75	38.92	7
15	REBELLION RACING	5	0	0	49	49	56:46.772	21.142	221	3.04	38.92	6

Aab

#	TEAM	Riders	FAL	FTS	FIN	TOTAL	gap	AVG W	FTP Wkg	Avg Speed	Points	
1	PETA-Z PROMESAS	6	0	0	353	353	57:28.603		234	2.92	38.45	20
2	BACKPEDAL - LITTLE KOMERS	6	0	0	347	347	57:29.234	0.631	234	2.76	38.45	19
3	TFC MISFITS	6	0	0	295	295	57:32.505	3.902	232	2.96	38.41	18
4	DBR RAINSTORM	6	0	0	289	289	57:29.233	0.630	250	2.95	38.45	17
5	SUNRISE RACING TEAM C GOTHENBURG	6	0	0	282	282	57:28.602		229	2.89	38.45	16
6	TEAM INOX AAB	6	0	0	280	280	57:29.421	0.818	221	2.88	38.45	15
1	L. Centioni	C	0	0	75	75	57:29.421	0.819	221w	2.887wkg		
2	S. Pierini	C	0	0	64	64	57:36.814	8.212	213w	2.935wkg		
3	F. Ravasi	C	0	0	56	56	57:38.367	9.765	243w	2.946wkg		
4	C. Gualano	C	0	0	39	39	1h00:25.115	2:56.513	205w	2.763wkg		
5	R. Baroni	B	0	0	26	26	1h00:46.976	3:18.374	224w	2.793wkg		
6	C. Marcotto	C	0	0	20	20	1h03:30.456	6:01.854	200w	2.892wkg		
7	DINOS HABANERO	6	0	0	275	275	57:36.921	8.318	239	3.04	38.34	14
8	TALENTFREI P/B BALDISO C1	6	0	0	270	270	57:33.060	4.457	226	3.00	38.41	13
9	WAHOO LE COL BADGERS	5	0	0	207	207	57:33.141	4.538	226	2.88	38.38	12
10	BMTR ZWIFT CLUB PANDAS	4	0	0	197	197	57:29.087	0.484	209	2.89	38.45	11
11	BELGIAN ZWIFT RIDERS RHINOS 8	6	0	0	195	195	57:32.984	4.381	213	3.01	38.41	10
12	PTZ GTAVARES	5	0	0	159	159	57:46.675	18.072	221	2.82	38.23	9

Fire

#	TEAM	Riders	FAL	FTS	FIN	TOTAL	gap	AVG W	FTP Wkg	Avg Speed	Points	
1	CSVC ANGRY TURTLES	6	0	0	390	390	57:03.432		251	3.03	38.74	20
2	CSVC SLOTHS	5	0	0	343	343	57:02.117		240	3.04	38.74	19
3	ZWDL GRUS	6	0	0	332	332	57:09.836	6.404	230	3.00	38.66	18
4	TEAM INOX FIRE	6	0	0	308	308	57:02.924		228	2.96	38.74	17
1	A. Jones	C	0	0	78	78	57:02.924	6.034	235w	3.338w/kg		
2	N. Mancini	C	0	0	60	60	57:24.763	27.873	231w	3.098w/kg		
3	M. Imola	C	0	0	54	54	1h00:53.327	3:56.437	198w	2.764w/kg		
4	M. Amplatz	C	0	0	51	51	1h00:53.549	3:56.659	248w	2.626w/kg		
5	G. Albert	C	0	0	33	33	1h10:04.485	13:07.595	201w	2.685w/kg		
6	L. Pujla	C	0	0	32	32	1h11:34.938	14:38.048	177w	2.362w/kg		
5	CYCLOHOLIC SPORT GRONINGEN	5	0	0	272	272	57:04.024	0.592	237	3.05	38.74	16
6	SMCC	4	0	0	260	260	56:56.890		254	3.08	38.81	15
7	BIKES FRANCE - TEAM CROCODILE	5	0	0	227	227	57:04.105	0.673	214	3.00	38.74	14
8	CCC RACING	5	0	0	208	208	1h00:54.061	3:50.629	216	2.86	36.29	13
9	SZ VIDAR	5	0	0	202	202	1h01:42.949	4:39.517	223	2.68	35.82	12
10	LCC C-TEAM	3	0	0	175	175	57:09.988	6.556	256	2.91	38.66	11
DNQ	HEXAGONE C - CRASH TEAM CODE 10	2	0	0	88	88	1h00:53.415	3:56.525	176	2.81	36.29	0

Lol

#	TEAM	Riders	FAL	FTS	FIN	TOTAL	gap	AVG W	FTP Wkg	Avg Speed	Points	
1	TEAM INOX LOL	6	0	0	396	396	1h03:37.909		190	2.38	34.74	20
1	P. Z. CJ TTID	B	0	0	79	79	1h03:37.909	0.135	211w	2.402w/kg		
2	G. Gabrieli	C	0	0	78	78	1h03:38.174	0.400	218w	2.223w/kg		
3	M. Firmani	B	0	0	68	68	1h05:24.057	1:46.283	175w	2.304w/kg		
4	C. Fioravanti	B	0	0	66	66	1h05:42.408	2:04.634	154w	2.583w/kg		
5	M. Leti handbike	B	0	0	58	58	1h07:54.554	4:16.780	180w	2.419w/kg		
6	D. Tania	B	0	0	47	47	1h15:10.499	11:32.725	109w	2.109w/kg		
2	HERD OF CENTAURS	6	0	0	373	373	1h04:39.424	1:01.515	196	2.35	34.16	19
3	NTS ⁺ PROJECT SLOTH	5	0	0	342	342	1h03:37.774		205	2.23	34.74	18
4	TFC GHOST RIDERS	5	0	0	329	329	1h04:06.100	28.191	205	2.30	34.49	17
5	ESSEX ROADS IMG	6	0	0	310	283	1h09:47.410	6:09.501	177	2.27	31.64	16
6	HISP VANDALOS TEAM	4	0	0	253	253	1h03:39.977	2.068	185	2.26	34.7	15
7	SCANNELLATORI SERIALI DINAMO LOSCA	5	0	0	229	229	1h05:23.576	1:45.667	169	2.20	33.8	14
8	ZWDL D-LUXE	4	0	0	105	105	1h07:19.673	3:41.764	134	2.27	32.83	13

Race #5: The Muckle Yin

December 12, 2023 (Points Race)

Elite

#	TEAM	Riders	FAL	FTS	FIN	TOTAL	gap	AVG W	FTP Wkg	Avg Speed	Points	
1	ALPHA ERACING TEAM LIONS	6	73	119	133	325	31:23.399	296	4.83	45.22	20	
2	ZU4R ACE	6	52	95	103	250	31:23.931	0.532	317	4.20	45.22	19
3	GRANFONDOTEAM.BE	6	50	80	113	243	31:23.981	0.582	310	4.51	45.22	18
4	AHDR CC1	6	40	41	112	193	31:24.115	0.716	320	4.54	45.22	17
5	#LOVETILES AZUL	6	45	26	110	181	31:23.952	0.553	346	4.58	45.22	16
6	VIRIATVS	6	23	25	118	166	31:23.837	0.438	324	4.53	45.22	15
7	TEAM NL A // A2	6	14	36	85	135	31:46.699	23.300	297	4.36	44.68	14
8	ZSUNSETTLED	6	23	16	94	133	31:25.242	1.843	332	4.35	45.18	13
9	TEAM INOX ELITE	4	0	0	78	78	31:24.004	0.605	313	4.93	45.22	12
1	A. Cerri [INOX]	A+	0	0	26	26	31:24.004	0.605	304w	4.924wkg		
2	C. Carminati	A	0	0	18	18	31:54.895	31.496	286w	5.155wkg		
3	M. Critti	A	0	0	17	17	32:00.089	36.690	318w	4.373wkg		
4	A. Castrillón	A+	0	0	17	17	32:48.293	1:24.894	343w	5.270wkg		
10	FOUDRE VS	5	10	0	63	73	33:08.400	1:45.001	303	4.29	42.84	11
11	BELGIAN ZWIFT RIDERS EAGLES 4	5	0	0	64	64	31:56.411	33.012	302	4.26	44.46	10

Dev

#	TEAM	Riders	FAL	FTS	FIN	TOTAL	gap	AVG W	FTP Wkg	Avg Speed	Points	
1	#EDDK - WANGKERS	6	124	170	133	427	34:01.667	298	3.67	41.72	20	
2	TEAM INOX DEV	6	73	104	127	304	34:15.048	13.381	285	3.80	41.44	19
1	p. spadaro	B	29	35	35	99	34:15.048	13.381	297w	3.775wkg		
2	L. Buso	B	17	14	23	54	34:19.953	18.286	282w	3.839wkg		
3	M. Tedesco	B	23	48	20	91	34:20.767	19.100	280w	3.688wkg		
4	F. Pedersini	B	4	7	20	31	34:21.108	19.441	282w	3.892wkg		
5	S. Pezzato	B	0	0	16	16	35:51.210	1:49.543	259w	3.709wkg		
6	S. Bortolot	C	0	0	13	13	37:35.493	3:33.626	269w	3.141wkg		
3	ECYCLING DENMARK B1	6	57	79	137	273	34:17.796	16.129	303	3.64	41.44	18
4	DZR ZEPHYRUS ZWIFTERS	6	48	33	126	207	34:19.062	17.395	287	3.80	41.4	17
5	INC XENOMORPH	6	19	7	108	134	34:19.327	17.660	317	3.71	41.4	16
6	FFWD B	6	1	13	99	113	35:20.841	1:19.174	263	3.57	40.18	15
7	BELGIAN ZWIFT RIDERS LIONS 19	6	0	27	76	103	35:06.413	1:04.746	280	3.73	40.43	14
8	THE BREAKS GRUPETTO	6	8	5	85	98	35:23.595	1:21.928	255	3.67	40.1	13
9	SICC B TEAM	6	0	0	78	78	35:41.097	1:39.430	270	3.56	39.78	12
10	TEAM NL B // STEALTH	5	0	0	67	67	35:23.154	1:21.487	260	3.42	40.1	11

Nightmare

#	TEAM	Riders	FAL	FTS	FIN	TOTAL	gap	AVG W	FTP Wkg	Avg Speed	Points	
1	WAHOO LE COL BLAZING BEASTS	5	136	159	137	432	34:22.091		268	3.74	41.29	20
2	TEAM INOX NIGHTMARE	6	32	91	87	210	34:22.736	0.645	277	3.62	41.33	19
1	G. Donetti	B	26	29	27	82	34:22.736	0.645	286W	3.735Wkg		
2	M. Dalla Rosa	B	0	0	16	16	35:27.104	1:05.013	245W	3.685Wkg		
3	C. Tanghetti	B	0	0	14	14	35:57.538	1:35.447	290W	3.788Wkg		
4	P. Pants	B	0	0	13	13	36:04.335	1:42.244	285W	3.263Wkg		
5	R. Crescini	B	0	0	10	10	37:51.670	3:29.579	253W	3.664Wkg		
6	L. DEGRE	B	6	62	7	75	46:45.214	12:23.123	143W	2.382Wkg		
3	GENERATION X BARRACUDAS	6	51	48	106	205	34:22.543	0.452	301	3.58	41.29	18
4	OUT MAMMA SCAN	6	21	42	108	171	34:22.617	0.526	275	3.62	41.33	17
5	BACKPEDAL - B1	6	17	30	96	143	34:24.233	2.142	255	3.64	41.29	16
6	ALL PAIN NO GAIN	5	23	25	78	126	34:27.642	5.551	294	3.61	41.22	15
7	BELGIAN ZWIFT RIDERS LIONS 18	6	21	1	103	121	34:23.661	1.570	305	3.69	41.29	14
8	ZTPL.CC B-LACK HORSES ACADEMY	6	3	4	83	90	34:57.081	34.990	281	3.77	40.61	13
9	SUNRISE RACING TEAM B LAGOM	6	2	15	73	90	34:30.543	8.452	268	3.56	41.15	12
10	BATH CC CAMDEN	5	16	3	70	89	34:30.584	8.493	273	3.79	41.15	11
11	KWCC B1 TEAM	4	1	0	70	71	34:54.576	32.485	262	3.76	40.68	10
12	KAPTEIN CYCLING CLUB	4	7	15	48	70	35:20.437	58.346	273	3.44	40.18	9
13	CTZ B	4	0	5	52	57	35:27.059	1:04.968	255	3.68	40.03	8

Madness

#	TEAM	Riders	FAL	FTS	FIN	TOTAL	gap	AVG W	FTP Wkg	Avg Speed	Points	
1	DE DIJLE VEGERS	6	110	205	150	465	35:09.243		300	3.66	40.39	20
2	VIRTUSLO THESTROJ	6	84	74	140	298	35:10.055	0.812	290	3.57	40.36	19
3	TEAM ITALY - GHOST	6	37	32	100	169	35:11.104	1.861	270	3.61	40.36	18
4	PETA-Z 7	6	16	36	101	153	35:38.536	29.293	246	3.33	39.85	17
5	AVC GREYFIGHTER	6	16	23	101	140	35:30.028	20.785	287	3.48	40	16
6	ENGARDE	6	20	25	94	139	36:14.636	1:05.393	254	3.43	39.17	15
7	WLBB B1	5	21	22	86	129	35:10.890	1.647	240	3.31	40.36	14
8	EVO VORTEX 4	5	24	21	92	128	35:20.662	11.419	257	3.61	40.18	13
9	ZWIFTY PANTHERS	3	2	0	48	50	35:24.888	15.645	270	3.55	40.1	12
10	TEAM INOX MADNESS	3	0	0	49	49	36:49.614	1:40.371	241	3.55	38.56	11
1	A. ERBA	B	0	0	18	18	36:49.614	1:40.371	239W	3.605Wkg		
2	A. Jones	B	0	0	17	17	36:58.219	1:48.976	249W	3.376Wkg		
3	S. Johnston	B	0	0	14	14	38:20.912	3:11.669	234W	3.666Wkg		
11	CRYO-GEN GALIBIER	3	0	0	44	44	37:16.997	2:07.754	233	3.25	38.09	10

Pro

#	TEAM	Riders	FAL	FTS	FIN	TOTAL	gap	AVG W	FTP Wkg	Avg Speed	Points	
1	TEAM INOX PRO	6	63	69	112	244	37:01.850		250	3.03	38.34	20
1	M. Bellabarba	C	35	41	29	105	37:01.850	1.003	291w	3.005w/kg		
2	F. Ravasi	C	26	25	26	77	37:04.284	3.437	268w	3.079w/kg		
3	C. Pisecane	C	2	3	20	25	37:24.449	23.602	229w	3.000w/kg		
4	A. Brocchi	C	0	0	18	18	37:47.616	46.769	212w	3.026w/kg		
5	S. Rimmaudo [INOX]	C	0	0	13	13	39:20.967	2:20.120	228w	3.271w/kg		
6	C. Modolin [INOX]	C	0	0	6	6	41:04.334	4:03.487	247w	3.407w/kg		
2	AVC WHITEHORN	6	74	55	108	237	37:01.897	0.047	236	3.25	38.34	19
3	LYNX ESRT	6	48	48	90	186	37:01.505		239	3.07	38.34	18
4	ON THE RIVET CRANKERS	6	28	47	100	175	37:00.847		251	3.06	38.34	17
5	HISP CELTIBEROS	6	30	30	112	172	37:02.159	0.309	248	2.96	38.34	16
6	HERD OF BUCKING BRONCOS	6	6	80	77	163	37:23.316	21.466	254	2.98	37.98	15
7	COALITION RACE	6	20	46	70	136	37:22.699	20.849	237	3.02	37.98	14
8	HISP CARTAGINESES	5	26	24	80	130	37:00.910		225	3.02	38.34	13
9	SZ MODE	5	9	20	72	101	38:22.310	1:20.460	238	2.97	37.01	12
10	TTI FREESTYLERS	6	10	10	78	98	37:27.572	25.722	246	3.07	37.91	11
11	WLBB CRAZY BEER	5	14	9	56	79	37:25.960	24.110	224	3.03	37.91	10
12	BELGIAN ZWIFT RIDERS RHINOS 7	6	2	0	72	74	37:26.631	24.781	252	3.14	37.91	9
13	PROTECH VELO C	5	0	0	57	57	38:20.733	1:18.883	245	3.11	37.01	8
14	TEAM HULLE - KALIBER C.1	5	0	0	54	54	38:21.339	1:19.489	248	3.15	37.01	7
15	REBELLION RACING	4	0	0	34	34	38:27.745	1:25.895	223	3.21	36.94	6

Aab

#	TEAM	Riders	FAL	FTS	FIN	TOTAL	gap	AVG W	FTP Wkg	Avg Speed	Points	
1	BMTR ZWIFT CLUB PANDAS	5	77	96	101	274	37:03.035		226	3.11	38.3	20
2	SUNRISE RACING TEAM C GOTHENBURG	6	80	81	112	273	37:02.045		259	3.03	38.34	19
3	PETA-Z PROMESAS	6	39	42	104	185	37:37.445	34.410	244	3.02	37.73	18
4	TEAM INOX AAB	6	33	60	80	173	37:41.629	38.594	230	3.01	37.66	17
1	S. Pierini	C	0	6	20	26	37:41.629	39.584	229w	3.167w/kg		
2	L. Centioni	C	23	44	16	83	38:38.707	1:36.662	237w	3.142w/kg		
3	R. Baroni	C	0	0	15	15	39:13.945	2:11.900	233w	2.827w/kg		
4	C. Gualano	C	10	10	15	35	39:26.690	2:24.645	220w	2.913w/kg		
5	J. Pierre	C	0	0	14	14	39:38.193	2:36.148	281w	3.133w/kg		
6	C. Marcotto	Code 7	0	0	7	0	39:48.758	2:46.713	234w	3.451w/kg		
5	BACKPEDAL - LITTLE KOMERS	5	34	45	90	169	37:05.387	2.352	241	2.87	38.27	16
6	DBR RAINSTORM	5	8	45	93	146	37:17.567	14.532	264	3.10	38.09	15
7	TALENTFREI P/B BALDISO C1	6	15	21	94	130	37:11.917	8.882	242	3.08	38.16	14
8	DINOS HABANERO	6	15	19	87	121	37:11.661	8.626	250	2.97	38.16	13
9	TFC MISFITS	6	8	10	98	116	37:12.795	9.760	249	3.14	38.16	12
10	ABR RAIDERS	4	14	11	73	98	37:11.293	8.258	227	3.10	38.2	11
11	BELGIAN ZWIFT RIDERS RHINOS 8	6	3	1	67	71	38:12.181	1:09.146	251	2.86	37.15	10
12	PTZ GTAVARES	4	4	7	51	62	37:23.298	20.263	246	3.26	37.98	9
13	WAHOO LE COL BADGERS	4	0	0	61	61	37:21.258	18.223	243	2.93	38.05	8

Fire

#	TEAM	Riders	FAL	FTS	FIN	TOTAL	gap	AVG W	FTP Wkg	Avg Speed	Points	
1	CSVC ANGRY TURTLES	6	81	151	131	363	37:47.764		253	3.18	37.55	20
2	CSVC SLOTHS	5	94	114	113	321	37:47.687		250	3.08	37.55	19
3	LCC C-TEAM	5	59	86	92	237	37:48.206	0.442	247	3.04	37.55	18
4	CYCLOHOLIC SPORT GRONINGEN	6	18	7	107	132	38:05.587	17.823	239	3.11	37.3	17
5	TEAM INOX FIRE	5	12	12	84	108	38:32.421	44.657	234	2.92	36.86	16
1	M. Ottonelli	C	4	3	20	27	38:32.421	44.734	222w	3.004w/kg		
2	N. Mancini	C	0	2	20	22	39:02.237	1:14.550	231w	3.162w/kg		
3	M. Amplatz	C	0	0	17	17	40:11.807	2:24.120	267w	2.825w/kg		
4	G. Albert	C	8	7	14	29	45:21.470	7:33.783	217w	2.685w/kg		
5	L. Pujja	C	0	0	13	13	47:58.945	10:11.258	188w	2.297w/kg		
6	BIKES FRANCE - TEAM CROCODILE	5	3	2	72	77	37:48.594	0.830	229	3.06	37.55	15
7	ZWDL GRUS	5	0	0	74	74	38:06.742	18.978	232	3.25	37.26	14
8	SZ VIDAR	4	0	0	64	64	40:11.647	2:23.883	224	2.75	35.35	13
9	CCC RACING	4	0	0	63	63	39:52.643	2:04.879	217	2.65	35.64	12
10	HEXAGONE C - CRASH TEAM	3	28	21	55	104	38:32.127	44.363	197	2.77	36.83	11
11	SMCC	3	0	0	53	53	38:52.052	1:04.288	249	3.00	36.54	10

Lol

#	TEAM	Riders	FAL	FTS	FIN	TOTAL	gap	AVG W	FTP Wkg	Avg Speed	Points	
1	HERD OF CENTAURS	6	94	145	138	377	43:09.516		200	2.41	32.9	20
2	TEAM INOX LOL	6	93	114	138	345	43:09.266		189	2.44	32.9	19
1	P. Z. CJ TTID	B	40	38	35	113	43:09.266	36.904	213w	2.412w/kg		
2	Sloth	B	53	76	29	158	43:09.569	37.207	187w	2.597w/kg		
3	M. Firmani	B	0	0	20	20	44:33.046	2:00.684	192w	2.363w/kg		
4	C. Fioravanti	B	0	0	20	20	44:38.008	2:05.646	163w	2.389w/kg		
5	M. Leti handbike	B	0	0	18	18	46:50.338	4:17.976	180w	2.419w/kg		
6	R. Santoni	B	0	0	16	16	50:04.069	7:31.707	156w	2.153w/kg		
3	NTS' PROJECT SLOTH	4	82	123	102	307	42:32.362		212	2.28	33.37	18
4	TFC GHOST RIDERS	6	42	46	129	217	43:15.117	5.601	211	2.32	32.83	17
5	SCANNELLATORI SERIALI DINAMO LOSCA	5	0	0	91	91	44:45.863	1:36.347	184	2.42	31.72	16
6	ESSEX ROADS IMG	6	0	0	88	88	43:45.336	35.820	199	2.34	32.47	15
7	ZWDL D-LUXE	4	0	0	51	51	43:15.377	5.861	169	2.53	32.87	14

Race #6: Triple Flat Loops

December 19, 2023 (TTT)

Elite

#	TEAM	Riders	S1	S2	S3	🕒	gap	AVG W	FTP Wkg	Avg Speed	Points
1	ALPHA ERACING TEAM LIONS	6	09:23	18:57	29:00	44:25.060		339	5.01	49	20
2	CHEESECAKE CREW I	6	09:25	19:02	29:01	44:33.850	8.790	348	4.57	48.89	19
3	LPT	6	09:24	19:02	29:03	44:35.461	10.401	367	4.78	48.85	18
4	GRANFONDOTEAM.BE	6	09:30	19:21	29:34	45:25.251	1:00.191	333	4.92	47.92	17
5	VIRIATVS	5	09:40	19:27	29:33	45:26.894	1:01.834	333	4.64	47.92	16
6	ZU4R ACE	6	09:45	19:45	30:01	45:58.750	1:33.690	335	4.24	47.34	15
7	TEAM NL A // A2	5	09:54	20:03	30:35	46:58.077	2:33.017	312	4.17	46.33	14
8	ZSUNSETTLED	5	10:04	20:18	31:08	47:48.411	3:23.351	310	4.24	45.5	13
9	TEAM INOX ELITE	4	10:05	20:25	31:06	47:59.164	3:34.104	299	4.60	45.4	12
1	M. Bonometti	A				47:58.415	3:34.103	279w	4.448Wkg		
2	A. Castrillón	A+				47:58.655	3:34.343	291w	4.622Wkg		
3	G. Ruiz	A+				47:59.074	3:34.762	351w	4.650Wkg		
4	A. Cerrí [INOX]	A+				47:59.164	3:34.852	275w	4.671Wkg		
10	BELGIAN ZWIFT RIDERS EAGLES 4	5	10:09	20:43	31:38	48:27.907	4:02.847	302	4.26	44.89	11
11	FOUDRE VS	4	10:16	20:35	31:33	48:29.800	4:04.740	312	4.17	44.93	10

Dev

#	TEAM	Riders	S1	S2	S3	🕒	gap	AVG W	FTP Wkg	Avg Speed	Points
1	ECYCLING DENMARK B1	6	09:58	20:16	31:07	47:36.738		321	3.93	45.72	20
2	TEAM INOX DEV	6	10:06	20:26	31:15	47:59.457	22.719	301	3.96	45.36	19
1	p. spadaro	B				47:59.164	23.005	309w	3.950Wkg		
2	M. Tedesco	B				47:59.244	23.085	303w	3.888Wkg		
3	F. Pedersini	B				47:59.389	23.230	301w	4.090Wkg		
4	S. Pezzato	B				47:59.457	23.298	291w	3.932Wkg		
5	S. Bortolot	C				53:43.029	6:06.870	272w	3.264Wkg		
6	L. Buso	B				53:43.588	6:07.429	239w	3.892Wkg		
3	#EDDK - ENERGIDEPOTET	4	10:15	20:43	31:41	48:26.963	50.225	320	3.78	44.96	18
4	FFWD B	6	10:26	21:07	32:16	49:21.537	1:44.799	282	3.70	44.1	17
5	INC XENOMORPH	5	10:31	21:04	32:13	49:32.427	1:55.689	300	3.66	43.92	16
6	DZR ZEPHYRUS ZWIFTERS	6	10:25	21:09	32:22	49:51.556	2:14.818	273	3.78	43.63	15
7	THE BREAKS GRUPETTO	6	10:56	21:52	33:02	50:09.228	2:32.490	238	3.79	43.38	14
8	BELGIAN ZWIFT RIDERS LIONS 19	6	10:47	21:40	33:05	50:34.547	2:57.809	288	3.70	43.02	13
9	TEAM NL B // STEALTH	6	10:49	21:53	33:33	51:31.335	3:54.597	260	3.43	42.23	12
10	SICC B TEAM	6	11:00	22:14	34:00	52:15.064	4:38.326	255	3.26	41.69	11

Nightmare

#	TEAM	Riders	S1	S2	S3	gap	AVG W	FTP Wkg	Avg Speed	Points	
1	TEAM INOX NIGHTMARE	6	10:45	21:14	32:23	49:24.549		262	3.62	44.06	20
1	L. DEGRE	(B)				49:24.061	0.000	206w	3.132Wkg		
2	M. Dalla Rosa	(B)				49:24.434	0.373	251w	3.699Wkg		
3	E. Russo	(B)				49:24.511	0.450	292w	3.690Wkg		
4	F. Caravaglia	(B)				49:24.549	0.488	297w	3.939Wkg		
5	G. Donetti	(B)				49:24.747	0.686	291w	3.852Wkg		
6	P. Pants	(B)				59:44.135	10:20.074	220w	3.124Wkg		
2	OUT MAMMA SCAN	6	10:22	21:02	32:12	49:25.250	0.701	292	3.59	44.03	19
3	WAHOO LE COL BLAZING BEASTS	5	10:38	21:24	32:26	49:49.688	25.139	264	3.53	43.7	18
4	BATH CC CAMDEN	6	10:29	21:17	32:40	50:11.360	46.811	270	3.76	43.42	17
5	CTZ B	5	10:26	21:14	32:25	50:13.689	49.140	282	3.67	43.38	16
6	BACKPEDAL - B1	6	10:26	21:12	32:52	50:14.326	49.777	266	3.48	43.31	15
7	KWCC B1 TEAM	5	10:46	21:44	33:09	50:49.602	1:25.053	255	3.38	42.8	14
8	GENERATION X BARRACUDAS	6	10:49	21:49	33:12	50:50.893	1:26.344	274	3.59	42.84	13
9	SUNRISE RACING TEAM B LACOM	5	10:42	21:47	33:18	51:13.054	1:48.505	270	3.42	42.48	12
10	ALL PAIN NO GAIN	5	10:57	22:02	33:37	51:39.102	2:14.553	267	3.48	42.12	11
11	BELGIAN ZWIFT RIDERS LIONS 18	5	10:56	22:18	34:07	52:12.593	2:48.044	275	3.47	41.72	10
12	KAPTEIN CYCLING CLUB	4	10:53	22:13	34:17	54:08.281	4:43.732	272	3.31	40.18	9
13	ZTPL.CC B-LACK HORSES ACADEMY	4	11:11	22:26	39:14	59:48.825	10:24.276	268	3.50	36.36	8

Madness

non ha partecipato

#	TEAM	Riders	S1	S2	S3	gap	AVG W	FTP Wkg	Avg Speed	Points	
1	VIRTUSLO THESTROJ	6	10:35	21:15	32:19	49:18.954		287	3.45	44.17	20
2	DE DIJLE VEGERS	6	10:32	21:07	32:29	49:40.747	21.793	292	3.66	43.81	19
3	WLBB B1	5	10:20	20:53	32:13	49:41.967	23.013	279	3.68	43.81	18
4	PETA-Z 7	6	10:39	21:30	32:47	50:26.499	1:07.545	260	3.37	43.16	17
5	AVC GREYFIGHTER	5	10:43	21:46	33:06	50:37.957	1:19.003	273	3.41	43.02	16
6	ENGARDE	5	10:53	21:57	33:25	51:16.688	1:57.734	250	3.44	42.48	15
7	TEAM ITALY - GHOST	5	10:51	21:54	33:39	51:26.556	2:07.602	243	3.32	42.34	14
8	EVO VORTEX 4	4	11:09	22:33	34:54	53:06.638	3:47.684	248	3.19	41	13
9	ZWIFTY PANTHERS	4	11:11	23:19	39:20	1h01:29.370	12:10.416	265	3.14	35.42	12
DNQ	CRYO-GEN GALIBIER	3	DNF	DNF	DNF			244	3.37	0	0

Pro

#	TEAM	Riders	S1	S2	S3	🕒	gap	AVG W	FTP Wkg	Avg Speed	Points
1	HISP CELTIBEROS	5	11:03	22:24	34:17	52:47.740		253	3.04	41.26	20
2	TEAM INOX PRO	6	11:02	22:22	34:41	53:03.859	16.119	243	3.06	41.04	19
1	M. Bellabarba	C				53:02.993	15.618	286w	3.129Wkg		
2	M. Vanoni	C				53:03.412	16.037	241w	3.089Wkg		
3	A. Brocchi	C				53:03.794	16.419	221w	3.048Wkg		
4	S. Caffarri	C				53:03.859	16.484	224w	2.980Wkg		
5	F. Ravasi	C				53:04.239	16.864	256w	2.962Wkg		
6	J. Pierre	C				57:26.719	4:39.344	256w	3.133Wkg		
3	SZ MODE	6	11:18	22:42	34:36	53:08.320	20.580	239	2.90	40.97	18
4	BELGIAN ZWIFT RIDERS RHINOS 7	6	11:14	22:25	34:33	53:09.747	22.007	260	3.17	40.97	17
5	ON THE RIVET CRANKERS	6	11:11	22:36	34:41	53:11.496	23.756	248	2.99	40.9	16
6	WLBZ CRAZY BEER	6	11:07	22:36	34:32	53:23.788	36.048	235	3.05	40.75	15
7	HERD OF BUCKING BRONCOS	6	11:28	23:09	34:59	53:24.308	36.568	257	3.00	40.79	14
8	AVC WHITEHORN	5	11:09	22:45	34:50	53:27.846	40.106	241	2.94	40.72	13
9	LYNX ESRT	4	11:15	22:52	35:12	54:04.411	1:16.671	235	3.02	40.28	12
10	COALITION RAGE	6	11:29	23:07	35:27	54:07.952	1:20.212	242	2.89	40.21	11
11	TTI FREESTYLERS	5	11:36	23:14	35:44	54:55.140	2:07.400	227	2.85	39.6	10
12	TEAM HULLE - KALIBER C.1	4	11:52	23:58	36:26	56:23.994	3:36.254	225	2.84	38.63	9
13	HISP CARTAGINESES	6	11:45	23:56	37:17	57:25.102	4:37.362	190	2.60	37.94	8

Aab

#	TEAM	Riders	S1	S2	S3	🕒	gap	AVG W	FTP Wkg	Avg Speed	Points
1	BACKPEDAL - LITTLE KOMERS	6	10:55	22:14	33:57	52:17.963		262	3.06	41.65	20
2	PETA-Z PROMESAS	6	10:44	22:03	34:22	53:07.193	49.230	244	3.06	41	19
3	TEAM INOX AAB	6	11:07	22:14	34:13	53:13.397	55.434	237	3.13	40.9	18
1	L. Centioni	B				53:10.839	53.333	249w	3.106Wkg		
2	C. Gualano	C				53:10.964	53.458	229w	2.988Wkg		
3	S. Pierini	C				53:12.652	55.146	233w	3.167Wkg		
4	M. Ottonelli	C				53:13.397	55.891	235w	3.274Wkg		
5	R. Baroni	C				55:32.551	3:15.045	222w	2.793Wkg		
6	M. Amplatz	C				55:32.911	3:15.405	249w	2.795Wkg		
4	BMTR ZWIFT CLUB PANDAS	5	11:23	22:59	35:01	53:36.537	1:18.574	230	3.02	40.64	17
5	TALENTFREI P/B BALDISO C1	5	11:10	22:36	34:52	53:46.824	1:28.861	240	2.96	40.5	16
6	DBR RAINSTORM	4	11:50	23:44	36:06	54:59.938	2:41.975	235	2.93	39.6	15
7	DINOS HABANERO	6	11:27	23:19	35:51	55:01.185	2:43.222	254	2.93	39.56	14
8	SUNRISE RACING TEAM C GOTHENBURG	5	11:32	23:22	36:07	55:11.215	2:53.252	238	2.78	39.46	13
9	BELGIAN ZWIFT RIDERS RHINOS 8	6	11:32	23:42	36:28	55:41.548	3:23.585	252	2.89	39.13	12
10	WAHOO LE COL BADGERS	5	11:24	23:22	36:15	56:02.311	3:44.348	214	2.87	38.84	11
11	TFC MISFITS	4	11:52	24:10	37:18	57:14.489	4:56.526	225	2.48	38.05	10
12	PTZ CTAVARES	4	12:12	DNF	DNF	22:15.000		153	2.66	40.43	0

Fire














non ha partecipato

#	TEAM	Riders	S1	S2	S3	gap	AVG W	FTP Wkg	Avg Speed	Points	
1	CSVCS SLOTHS	6	11:05	22:24	34:12	52:20.724		253	3.06	41.58	20
2	CSVCS ANGRY TURTLES	6	11:12	22:28	34:33	52:55.669	34.945	253	3.00	41.11	19
3	SMCC	4	11:07	22:34	34:32	53:06.800	46.076	266	3.11	40.97	18
4	LCC C-TEAM	5	11:33	23:16	35:45	54:59.014	2:38.290	240	2.98	39.56	17
5	ZWDL GRUS	4	11:54	23:57	36:26	55:53.773	3:33.049	226	2.75	38.95	16
6	SZ VIDAR	5	11:35	23:54	36:52	57:10.276	4:49.552	226	2.65	38.09	15
7	CCC RACING	5	12:17	24:49	38:30	59:14.682	6:53.958	203	2.57	36.72	14
8	CYCLOHOLIC SPORT GRONINGEN	4	13:10	26:15	39:45	59:46.549	7:25.825	196	2.64	36.43	13
DNQ	HEXAGONE C - CRASH TEAM	3	DNF	DNF	DNF			223	2.91	0	0

Lol

#	TEAM	Riders	S1	S2	S3	gap	AVG W	FTP Wkg	Avg Speed	Points	
1	NTS ³ PROJECT SLOTH	6	12:12	24:46	38:01	58:45.962		211	2.35	37.01	20
2	TEAM INOX LOL	4	12:48	25:31	39:26	1h00:16.592	1:30.630	202	2.32	36.11	19
1	 G. Gabrieli					1h00:15.205	1:30.347	240w	2.337w/kg		
2	 J. Sloth					1h00:16.279	1:31.421	188w	2.457w/kg		
3	 L. Pujja					1h00:16.465	1:31.607	196w	2.190w/kg		
4	 M. Firmani					1h00:16.592	1:31.754	184w	2.304w/kg		
3	TFC GHOST RIDERS	4	12:21	24:53	38:47	1h00:39.348	1:53.386	190	2.32	35.93	18
4	HERD OF CENTAURS	6	12:55	26:07	40:35	1h02:12.415	3:26.453	174	2.11	34.99	17
5	ESSEX ROADS IMG	5	13:06	26:25	40:39	1h02:23.870	3:37.908	168	2.06	34.92	16
6	ZWDL D-LUXE	4	13:17	26:27	41:11	1h03:53.796	5:07.834	149	2.09	34.06	15
7	SCANNELLATORI SERIALI DINAMO LOSCA	4	13:57	27:40	43:15	1h05:55.073	7:09.111	157	1.98	33.05	14

Nightmare

Rank	Team	R1	R2	R3	R4	R5	R6	R7	R8	League Points
1	 Wahoo Le Col Blazing Beasts	19	20	20	20	20	18	0	0	117
2	 OUT Mamma scan	14	17	17	19	17	19	0	0	103
3	 Bath CC Camden	20	16	19	16	11	17	0	0	99
4	 Generation X Barracudas	17	19	16	14	18	13	0	0	97
5	 Team INOX NIGHTMARE	16	14	12	11	19	20	0	0	92
6	 KWCC B1 Team	18	15	14	18	10	14	0	0	89
7	 Backpedal - B1	12	11	18	15	16	15	0	0	87
8	 Belgian Zwift Riders Lions 18	15	18	9	13	14	10	0	0	79
9	 CTZ B	13	10	15	12	8	16	0	0	74
10	 Sunrise Racing Team B Lagom	11	13	8	17	12	12	0	0	73
11	 All Pain No Gain	10	12	13	10	15	11	0	0	71
12	 ZTPLCC B-LACK HORSES Academy	8	8	11	9	13	8	0	0	57
13	 Kaptein Cycling Club	9	9	10	0	9	9	0	0	46

Madness

Rank	Team	R1	R2	R3	R4	R5	R6	R7	R8	League Points
1	 De Dijle Vegers	15	20	20	20	20	19	0	0	114
2	 VirtuSlo TheStroj	20	15	15	19	19	20	0	0	108
3	 PETA-Z 7	19	19	19	17	17	17	0	0	108
4	 Team Italy - Ghost	18	16	18	18	18	14	0	0	102
5	 ENGarde	17	17	16	16	15	15	0	0	96
6	 WLBB B1	14	18	17	13	14	18	0	0	94
7	 AVC GreyFighter	12	12	14	14	16	16	0	0	84
8	 EVO VORTEX 4	16	14	12	15	13	13	0	0	83
9	 CRYO-GEN GALIBIER	13	13	13	12	10	0	0	0	61
10	 Zwifty Panthers	0	10	0	0	12	12	0	0	34
11	 Team INOX MADNESS	11	11	0	0	11	0	0	0	33

Pro

Rank	Team	R1	R2	R3	R4	R5	R6	R7	R8	League Points
1	Team INOX PRO	17	19	14	20	20	19	0	0	109
2	AVC WhiteHorn	19	20	19	19	19	13	0	0	109
3	On The Rivet Crankers	20	16	17	17	17	16	0	0	103
4	HISP Celtiberos	14	18	18	12	16	20	0	0	98
5	Lynx eSRT	15	13	20	18	18	12	0	0	96
6	WLBB Crazy Beer	18	17	12	15	10	15	0	0	87
7	Herd of Bucking Broncos	12	15	13	14	15	14	0	0	83
8	SZ Mode	11	14	11	16	12	18	0	0	82
9	TTI Freestylers	16	11	16	13	11	10	0	0	77
10	Belgian Zwift Riders Rhinos 7	10	8	15	11	9	17	0	0	70
11	COALITION RAGE	7	12	7	10	14	11	0	0	61
12	HISP Cartagineses	6	7	8	7	13	8	0	0	49
13	Team HULLE - Kaliber C.1	8	6	9	8	7	9	0	0	47
14	Protech Velo C	13	9	6	9	8	0	0	0	45
15	Rebellion Racing	9	10	10	6	6	0	0	0	41

Aab

Rank	Team	R1	R2	R3	R4	R5	R6	R7	R8	League Points
1	Peta-Z Promesas	18	19	20	20	18	19	0	0	114
2	Backpedal - Little KOMers	15	17	19	19	16	20	0	0	106
3	Team INOX AAB	20	15	17	15	17	18	0	0	102
4	DBR Rainstorm	17	14	16	17	15	15	0	0	94
5	BMTR Zwift Club Pandas	13	16	15	11	20	17	0	0	92
6	TFC Misfits	19	13	18	18	12	10	0	0	90
7	Sunrise Racing Team C Gothenburg	16	11	11	16	19	13	0	0	86
8	Dinos Habanero	14	12	14	14	13	14	0	0	81
9	Wahoo Le Col Badgers	10	20	10	12	8	11	0	0	71
10	Talentfrei p/b Baldiso C1	8	8	12	13	14	16	0	0	71
11	Belgian Zwift Riders Rhinos 8	12	10	8	10	10	12	0	0	62
12	ABR Raiders	11	18	13	0	11	0	0	0	53
13	PTz GTAVARES	9	9	9	9	9	0	0	0	45

